

BUSD Parent Survey on EL Programs and TWI Consolidation



1. Name

	Response Count
	67
answered question	67
skipped question	4

2. School

	Response Count
	70
answered question	70
skipped question	1

3. Program

		Response Percent	Response Count
TWI		0.0%	0
Bilingual at TO		100.0%	71
Mainstream		0.0%	0
	answered question		71
	skipped question		0

4. Why did you choose TWI, bilingual or mainstream (English-only) for your child?

	Response Count
	1
answered question	1
skipped question	70

5. How well do you feel you understand the differences between TWI, bilingual and mainstream programs?

	Response Count
	1
answered question	1
skipped question	70




6. Do you support the idea of consolidating the TWI program from three schools into one?

		Response Percent	Response Count
Very Much		8.5%	6
Somewhat		28.2%	20
Not at All		35.2%	25
Don't Know		15.5%	11
Need More Information		12.7%	9
	answered question		71
	skipped question		0

7. Do you have an opinion about which would be a better site for a consolidated TWI school? Why?

	Response Count
	29
answered question	29
skipped question	42

8. Before receiving this survey, how aware were you of the District's decision to consider consolidating TWI from three schools into one?

		Response Percent	Response Count
Very Much		17.6%	12
Somewhat		60.3%	41
Not at All		22.1%	15
	answered question		68
	skipped question		3

9. What, if anything, are you happy with about the program your child is in?

	Response Count
	1
answered question	1
skipped question	70







10. What, if anything, do you not like about the program your child is in?

	Response Count
	1
answered question	1
skipped question	70

11. Do you have any other thoughts about the consolidation of TWI programs from three schools into one?

	Response Count
	1
answered question	1
skipped question	70

12. If it were a possibility, I would be in favor of expanding the current program from K-3 to a K-5 Development model (bilingual classes in 4th and 5th as well)

		Response Percent	Response Count
Strongly Agree		57.8%	37
Agree		17.2%	11
Disagree		4.7%	3
Strongly Disagree		6.3%	4
Don't Know		7.8%	5
Need More Information		6.3%	4
answered question			64
skipped question			7




13. Would you be in support of the consolidation of the TWI Program from three schools to one if it meant merging the Bilingual program Thousand Oaks into the TWI program?

		Response Percent	Response Count
Very Much		7.8%	5
Somewhat		17.2%	11
Not at All		45.3%	29
Don't Know		14.1%	9
Need More Information		15.6%	10
answered question			64
skipped question			7




14. Were you informed about the English Learner program options (TWI and Bilingual Programs) besides mainstream English only?

		Response Percent	Response Count
Very Much		27.9%	17
Somewhat		55.7%	34
Not at All		16.4%	10
answered question			61
skipped question			10




15. Did you understand the English Learner program options besides mainstream English only?

		Response Percent	Response Count
Very Much		34.9%	22
Somewhat		55.6%	35
Not at All		9.5%	6
answered question			63
skipped question			8

16. How well did you understand the registration process

		Response Percent	Response Count
Very Much		43.5%	27
Somewhat		46.8%	29
Not at All		9.7%	6
answered question			62
skipped question			9




17. Were you informed about the first Kindergarten registration deadline in February?

		Response Percent	Response Count
Very Much		58.7%	37
Somewhat		27.0%	17
Not at All		14.3%	9
answered question			63
skipped question			8

18. Did you register your child by the first registration deadline in early February

		Response Count
		52
answered question		52
skipped question		19




19. Did you know about the Kindergarten Fair in December?

		Response Percent	Response Count
Very Much		45.0%	27
Somewhat		20.0%	12
Not at All		35.0%	21
answered question			60
skipped question			11

20. Did you attend?

		Response Count
		46
answered question		46
skipped question		25




21. Did you know about the school visits scheduled during December and January?

		Response Percent	Response Count
Very Much		52.4%	33
Somewhat		28.6%	18
Not at All		19.0%	12
answered question			63
skipped question			8

22. Did you visit one or more schools?

	Response Count
	51
answered question	51
skipped question	20

23. Did you know about Kindergarten Information Nights in January

		Response Percent	Response Count
Very Much		48.4%	30
Somewhat		25.8%	16
Not at All		25.8%	16
answered question			62
skipped question			9

24. Did you attend one or more of the schedules Information Nights?

	Response Count
	46
answered question	46
skipped question	25