

# BUSD Parent Survey on EL Programs and TWI Consolidation



## 1. Name

	Response Count
	157
answered question	157
skipped question	15

## 2. School

	Response Count
	167
answered question	167
skipped question	5

## 3. Program

		Response Percent	Response Count
TWI		42.0%	68
Bilingual at TO		43.8%	71
Mainstream		14.2%	23
		answered question	162
		skipped question	10

#### 4. Why did you choose TWI, bilingual or mainstream (English-only) for your child?

	Response Count
	76
answered question	76
skipped question	96

#### 5. How well do you feel you understand the differences between TWI, bilingual and mainstream programs?

	Response Count
	64
answered question	64
skipped question	108




#### 6. Do you support the idea of consolidating the TWI program from three schools into one?

		Response Percent	Response Count
Very Much		19.6%	33
Somewhat		19.0%	32
<b>Not at All</b>		<b>31.5%</b>	<b>53</b>
Don't Know		13.7%	23
Need More Information		16.1%	27
	answered question		168
	skipped question		4

**7. Do you have an opinion about which would be a better site for a consolidated TWI school? Why?**

	Response Count
	89
answered question	89
skipped question	83

**8. Before receiving this survey, how aware were you of the District's decision to consider consolidating TWI from three schools into one?**

		Response Percent	Response Count
Very Much		22.8%	37
<b>Somewhat</b>		<b>52.5%</b>	<b>85</b>
Not at All		24.7%	40
	answered question		162
	skipped question		10

**9. What, if anything, are you happy with about the program your child is in?**

	Response Count
	65
answered question	65
skipped question	107







**10. What, if anything, do you not like about the program your child is in?**

	Response Count
	42
answered question	42
skipped question	130

**11. Do you have any other thoughts about the consolidation of TWI programs from three schools into one?**

	Response Count
	52
answered question	52
skipped question	120

**12. If it were a possibility, I would be in favor of expanding the current program from K-3 to a K-5 Development model (bilingual classes in 4th and 5th as well)**

		Response Percent	Response Count
Strongly Agree		54.8%	40
Agree		17.8%	13
Disagree		4.1%	3
Strongly Disagree		8.2%	6
Don't Know		9.6%	7
Need More Information		5.5%	4
answered question			73
skipped question			99




**13. Would you be in support of the consolidation of the TWI Program from three schools to one if it meant merging the Bilingual program Thousand Oaks into the TWI program?**

		Response Percent	Response Count
Very Much		8.3%	6
Somewhat		16.7%	12
<b>Not at All</b>		<b>43.1%</b>	<b>31</b>
Don't Know		15.3%	11
Need More Information		15.3%	11
<b>answered question</b>			<b>72</b>
<b>skipped question</b>			<b>100</b>




**14. Were you informed about the English Learner program options (TWI and Bilingual Programs) besides mainstream English only?**

		Response Percent	Response Count
Very Much		31.4%	48
<b>Somewhat</b>		<b>51.6%</b>	<b>79</b>
Not at All		17.0%	26
<b>answered question</b>			<b>153</b>
<b>skipped question</b>			<b>19</b>




### 15. Did you understand the English Learner program options besides mainstream English only?

		Response Percent	Response Count
Very Much		36.6%	56
<b>Somewhat</b>		<b>52.9%</b>	<b>81</b>
Not at All		10.5%	16
<b>answered question</b>			<b>153</b>
<b>skipped question</b>			<b>19</b>

### 16. How well did you understand the registration process

		Response Percent	Response Count
Very Much		42.6%	66
<b>Somewhat</b>		<b>44.5%</b>	<b>69</b>
Not at All		12.9%	20
<b>answered question</b>			<b>155</b>
<b>skipped question</b>			<b>17</b>




### 17. Were you informed about the first Kindergarten registration deadline in February?

		Response Percent	Response Count
Very Much		60.6%	94
Somewhat		28.4%	44
Not at All		11.0%	17
<b>answered question</b>			<b>155</b>
<b>skipped question</b>			<b>17</b>

### 18. Did you register your child by the first registration deadline in early February

	Response Count
	126
answered question	126
skipped question	46




### 19. Did you know about the Kindergarten Fair in December?

		Response Percent	Response Count
Very Much		37.7%	57
Somewhat		27.8%	42
Not at All		34.4%	52
	answered question		151
	skipped question		21

### 20. Did you attend?

	Response Count
	114
answered question	114
skipped question	58




### 21. Did you know about the school visits scheduled during December and January?

		Response Percent	Response Count
Very Much		52.3%	78
Somewhat		28.2%	42
Not at All		19.5%	29
answered question			149
skipped question			23

### 22. Did you visit one or more schools?

	Response Count
	121
answered question	121
skipped question	51

### 23. Did you know about Kindergarten Information Nights in January

		Response Percent	Response Count
Very Much		42.6%	63
Somewhat		30.4%	45
Not at All		27.0%	40
answered question			148
skipped question			24



**24. Did you attend one or more of the schedules Information Nights?**

	<b>Response Count</b>
	110
<b>answered question</b>	<b>110</b>
<b>skipped question</b>	<b>62</b>