

# BUSD Parent Survey on EL Programs and TWI Consolidation





## 1. Name

	Response Count
	81
answered question	81
skipped question	4

## 2. School

	Response Count
	85
answered question	85
skipped question	0

## 3. Program

		Response Percent	Response Count
TWI		0.0%	0
Bilingual at TO		85.2%	69
Mainstream		14.8%	12
	answered question		81
	skipped question		4

**4. Why did you choose TWI, bilingual or mainstream (English-only) for your child?**

	Response Count
	0
answered question	0
skipped question	85

**5. How well do you feel you understand the differences between TWI, bilingual and mainstream programs?**

	Response Count
	0
answered question	0
skipped question	85




**6. Do you support the idea of consolidating the TWI program from three schools into one?**

		Response Percent	Response Count
Very Much		8.3%	7
Somewhat		26.2%	22
<b>Not at All</b>		<b>29.8%</b>	<b>25</b>
Don't Know		17.9%	15
Need More Information		17.9%	15
	answered question		84
	skipped question		1

**7. Do you have an opinion about which would be a better site for a consolidated TWI school? Why?**

	Response Count
	32
answered question	32
skipped question	53

**8. Before receiving this survey, how aware were you of the District's decision to consider consolidating TWI from three schools into one?**

		Response Percent	Response Count
Very Much		18.5%	15
<b>Somewhat</b>		<b>56.8%</b>	<b>46</b>
Not at All		24.7%	20
	answered question		81
	skipped question		4

**9. What, if anything, are you happy with about the program your child is in?**

	Response Count
	0
answered question	0
skipped question	85







**10. What, if anything, do you not like about the program your child is in?**

	Response Count
	0
answered question	0
skipped question	85

**11. Do you have any other thoughts about the consolidation of TWI programs from three schools into one?**

	Response Count
	0
answered question	0
skipped question	85

**12. If it were a possibility, I would be in favor of expanding the current program from K-3 to a K-5 Development model (bilingual classes in 4th and 5th as well)**

		Response Percent	Response Count
Strongly Agree		54.2%	39
Agree		18.1%	13
Disagree		4.2%	3
Strongly Disagree		8.3%	6
Don't Know		9.7%	7
Need More Information		5.6%	4
answered question			72
skipped question			13




**13. Would you be in support of the consolidation of the TWI Program from three schools to one if it meant merging the Bilingual program Thousand Oaks into the TWI program?**

		Response Percent	Response Count
Very Much		8.5%	6
Somewhat		16.9%	12
<b>Not at All</b>		<b>42.3%</b>	<b>30</b>
Don't Know		15.5%	11
Need More Information		15.5%	11
<b>answered question</b>			<b>71</b>
<b>skipped question</b>			<b>14</b>




**14. Were you informed about the English Learner program options (TWI and Bilingual Programs) besides mainstream English only?**

		Response Percent	Response Count
Very Much		28.0%	21
<b>Somewhat</b>		<b>56.0%</b>	<b>42</b>
Not at All		16.0%	12
<b>answered question</b>			<b>75</b>
<b>skipped question</b>			<b>10</b>




**15. Did you understand the English Learner program options besides mainstream English only?**

		Response Percent	Response Count
Very Much		34.2%	26
<b>Somewhat</b>		<b>56.6%</b>	<b>43</b>
Not at All		9.2%	7
<b>answered question</b>			<b>76</b>
<b>skipped question</b>			<b>9</b>

**16. How well did you understand the registration process**

		Response Percent	Response Count
Very Much		42.9%	33
<b>Somewhat</b>		<b>46.8%</b>	<b>36</b>
Not at All		10.4%	8
<b>answered question</b>			<b>77</b>
<b>skipped question</b>			<b>8</b>




**17. Were you informed about the first Kindergarten registration deadline in February?**

		Response Percent	Response Count
Very Much		60.0%	45
Somewhat		26.7%	20
Not at All		13.3%	10
<b>answered question</b>			<b>75</b>
<b>skipped question</b>			<b>10</b>

**18. Did you register your child by the first registration deadline in early February**

		Response Count
		60
answered question		60
skipped question		25




**19. Did you know about the Kindergarten Fair in December?**

		Response Percent	Response Count
Very Much		45.2%	33
Somewhat		21.9%	16
Not at All		32.9%	24
answered question			73
skipped question			12

**20. Did you attend?**

		Response Count
		57
answered question		57
skipped question		28




**21. Did you know about the school visits scheduled during December and January?**

		Response Percent	Response Count
Very Much		53.3%	40
Somewhat		28.0%	21
Not at All		18.7%	14
<b>answered question</b>			<b>75</b>
<b>skipped question</b>			<b>10</b>

**22. Did you visit one or more schools?**

	Response Count
	60
<b>answered question</b>	<b>60</b>
<b>skipped question</b>	<b>25</b>

**23. Did you know about Kindergarten Information Nights in January**

		Response Percent	Response Count
Very Much		49.3%	37
Somewhat		26.7%	20
Not at All		24.0%	18
<b>answered question</b>			<b>75</b>
<b>skipped question</b>			<b>10</b>



**24. Did you attend one or more of the schedules Information Nights?**

		<b>Response Count</b>
		53
<b>answered question</b>		<b>53</b>
<b>skipped question</b>		<b>32</b>