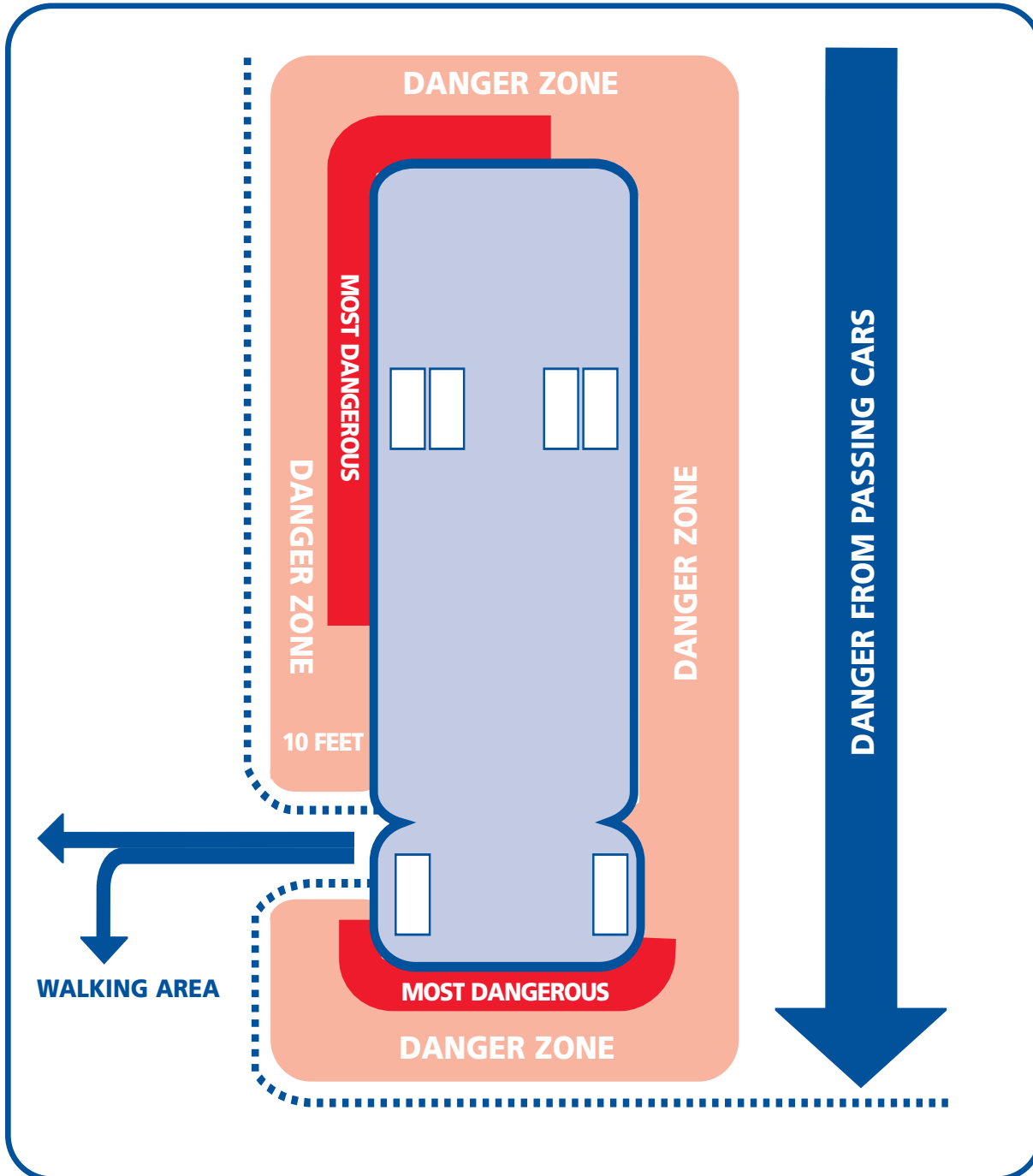



# DANGER ZONES



# SCHOOL BUS

# SAFETY

# R U L E S



California State  
Automobile  
Association



Automobile club  
of Southern  
California




California  
Association of School  
Transportation Officials


# INSIDE & OUT




Wait for your school bus in a safe place.



Keep your head, arms and feet inside the bus at all times.




Get on the bus in an orderly manner, use the handrail.



Never throw things in the bus. Help keep your bus clean and in good condition.



Take your seat, face forward, and remain seated at all times on the bus.



Learn emergency exits and drill procedures.



Follow the instructions of the bus driver, who is in charge at all times.



When leaving the bus, stay out of the DANGER ZONE.

# & REMEMBER

- 1** Leave home early enough to arrive at your school bus stop on time.
- 2** Form lines facing the direction from which the bus will approach the bus stop.
- 3** Wait back at least 6 feet from the edge of the roadway until the bus has come to a complete stop and the front door has opened.
- 4** Remain silent at all railroad grade crossings.
- 5** Be courteous to your school bus driver and to fellow passengers.
- 6** Get off the bus only at the designated stop.
- 7** Observe safety procedures and be alert for traffic after leaving the school bus.
- 8** Go directly home after getting off the bus. Do not talk to strangers and do not accept rides from strangers.