

# Berkeley Schools Excellence Program



**BSEP Measure Planning Update**

**November 5, 2014**

**Natasha Beery and Jay Nitschke**

**Berkeley Unified School District**

---

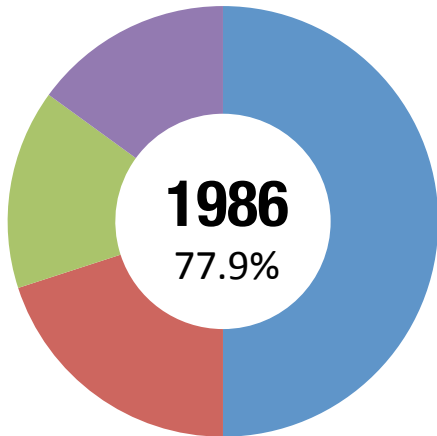
# Berkeley Schools Excellence Program

- **Current Measure:** BSEP Measure A of 2006
  - Special tax provides funding for designated educational purposes - nearly \$25million – 20% of District budget
  - History of strong support: 1986, 1994, 2004, 2006
  - Brief Overview of BSEP Resources
  
- **Next BSEP Measure**
  - Split Roll Tax Rate Issues
  - Planning Process
  - Planning Timeline to Ballot Measure – November 2016

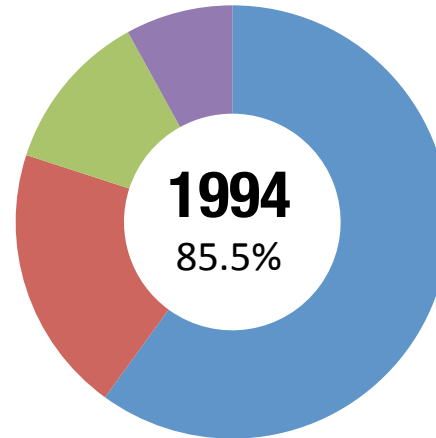
# BSEP (Measure A of 2006) Revenue Allocation

- **Class Size Reduction**.....66%
  - Smaller class sizes, expanded course offerings, middle school counseling, program support
- **Enhanced Student Learning**.....25%
  - School Site Discretionary Funds.....10.25%
  - School Libraries.....7.25%
  - Music, Visual and Performing Arts...6.25%
  - Parent Outreach.....1.25%
- **Professional Development, Educational Program Evaluation, Technology services**.....9%
- *Public Information, Translation, P&O Support*.....2% of net

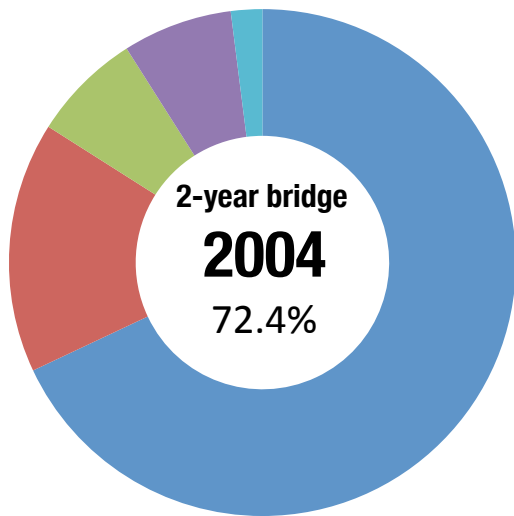
# BSEP History



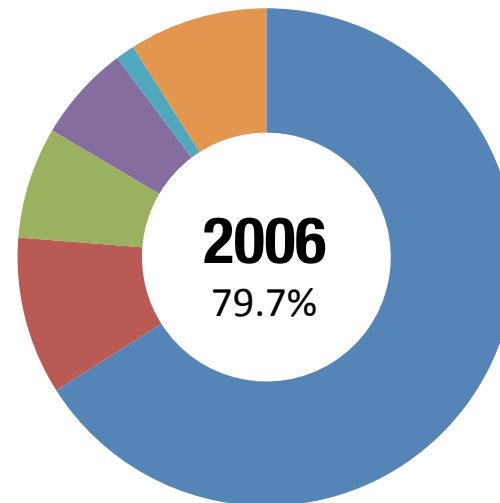
- Reducing Class Size and Maintaining Program Diversity (50%)
- School Enrichment Programs, including Before-and-After School Programs (20%)
- Books, Instructional Supplies, and Educational Equipment (15%)
- Building and Grounds Improvements (15%)



- Smaller Class Sizes and Program Diversity (60%)
- School Enrichment Programs (20%)
- Books and Educational Materials (12%)
- School Maintenance and Security (8%)



- Smaller Class Sizes, Expanded Course Offerings (68%)
- School Libraries (16%)
- Music Programs (7%)
- Program Evaluation and Professional Development (7%)
- Family Outreach and Translation Services (2%)



- Smaller Class Sizes, Expanded Courses, Counseling (66%)
- School Discretionary Funds (10.25%)
- School Libraries (7.25%)
- Music, Visual and Performing Arts (6.25%)
- Family Outreach Programs (1.25%)
- Professional Development, Tech, Evaluation & Assessment (9%)

# BSEP Resources Review

## CLASS SIZE REDUCTION

- During late 2000s, expenditures in “program support” area of budget provided reduced math class sizes, Rtl, Literacy Coaches. Spending cannot be maintained at prior levels.
- State K-3 Class Size Reduction (CSR) funds have shifted from 1:20 to 1:24; \$600,000 previously used for CSR are now in LCAP base (district base state funding)

## MUSIC/VAPA

- 4<sup>th</sup>/5<sup>th</sup> grade enrollment increases lead to higher expenditures for staff & instruments
- Participation in middle school music has grown dramatically
- General Fund is has resumed 50% funding of music teachers for 4<sup>th</sup>/5<sup>th</sup> release time; BSEP pays all additional 4<sup>th</sup>-8<sup>th</sup> music teachers.

## PARENT OUTREACH:

- Co-funding school-based family engagement coordinators with LCAP

## SCHOOL SITE DISCRETIONARY FUNDS

- Per pupil allocations affected by enrollment fluctuations;
- School Site Plan decisions and LCAP decisions interrelate
- Some items funded at school level are supplementing district-funded programs

## PROFESSIONAL DEVELOPMENT, PROGRAM EVALUATION, TECHNOLOGY, LIBRARY

- All programs are multi-funded
- Technology needs are evolving
- Library has increased FTE at larger sites

# Split Roll Tax Rates

Property Type	Square Feet	2013/14 Split Rate	Residential Rate Only	Difference
Residential	61 million	\$17,049,000	\$17,049,000	\$0
Commercial	18 million	\$7,698,000	\$5,106,000	(\$2,592,000)
	79 million	\$24,747,000	\$22,155,000	(\$2,592,000)

## Assumptions

1. Based on 2013/14 non-exempt square footage
2. Measure A/BSEP 14/15 rates: \$.2792 Residential, \$.4209 Commercial

# Planning Timeline 2014-15

April 2013 -December 2014

## **Superintendent's Committee: BSEP Measure Process**

Review Planning Issues and Develop Preliminary Timeline

Updates to Board: 4/10/13; 3/12/14; 11/5/14

January-June 2015

## **Working Groups: Analysis of Issues and Costs**

Review BSEP resources and other key programs

Align with other processes: District Strategic Planning, LCAP

Recap to Board and P&O at June 2015 meetings

*Needs: Clerical assistance; Synthesis assistance*

---

# Planning Timeline 2015-16

Summer 2015:

**Summary of Working Group Analyses for 2015-16  
Public Processes**

October 2015:

**Community Charrette**

Initial Forums – Data from Workgroups

Nov. 2015 – January 2016:

**School Board Discussion and Decisions**

Tax Rate options

Topics for public budget workshops and polls



## **Planning Timeline 2015-16**

February – March 2016:

**Budget Workshops / Public Opinion Survey**

Community Budget Workshops

Survey on tax rate and educational purposes

*Needs: Polling firm*

April 2016:

**Board Meeting: Public Hearing on Parcel Tax Renewal**

May 2016:

**Superintendent's Recommendation to Board**

June 2016:

**Board Resolution approving final version of Measure**

November 2016:

**Measure on November 8 Election Ballot**

Takes effect in 2017-18