

BSEEP



Berkeley Schools
EXCELLENCE PROGRAM

BSEEP Orientation and Budget Workshop

October 22, 2015

BSEP Past, Present and Future

- **1986 to 2006: A Brief History of BSEP**

Natasha Beery, Director of BSEP

- **Since 2006: BSEP and Educational Programs**

- Pasquale Scuderi, Asst. Supt for Educational Services

- **Since 2006: BSEP and Budget**

- Javetta Cleveland, Deputy Superintendent

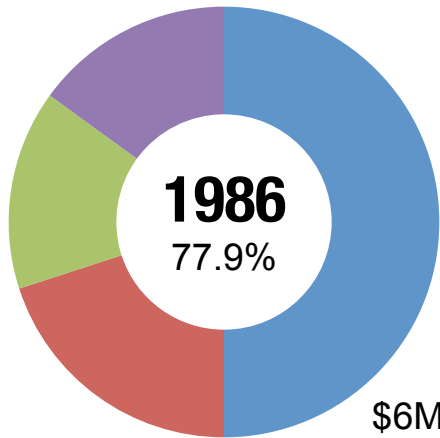
- **2016 and Beyond: BSEP Budget Workshop**

- Thermometer Exercise and Discussion

- Class Size Reduction Overview and Discussion

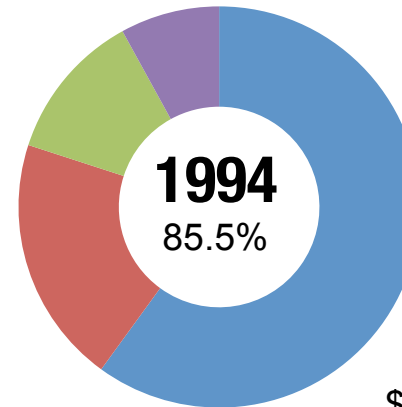
BSEP Measures 1986 – 2006

A History of Support for Berkeley's Public Schools



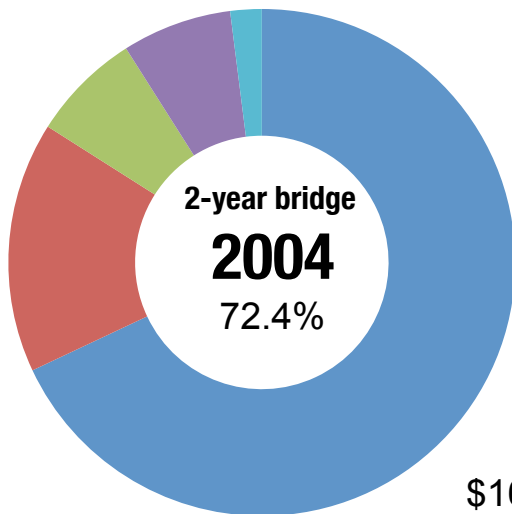
- Reducing Class Size and Maintaining Program Diversity (50%)
- School Enrichment Programs, including Before-and-After School Programs (20%)
- Books, Instructional Supplies, and Educational Equipment (15%)
- Building and Grounds Improvements (15%)

\$6M



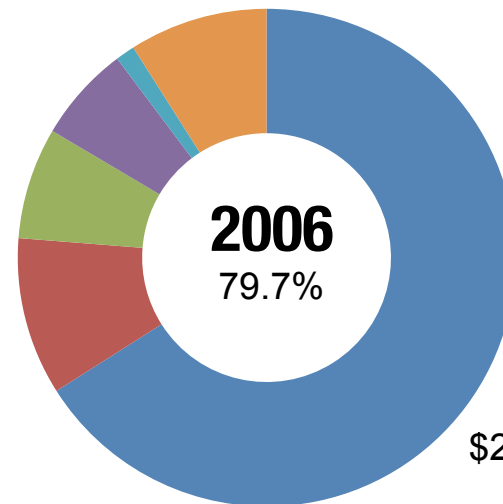
- Smaller Class Sizes and Program Diversity (60%)
- School Enrichment Programs (20%)
- Books and Educational Materials (12%)
- School Maintenance and Security (8%)

\$8M



- Smaller Class Sizes, Expanded Course Offerings (68%)
- School Libraries (16%)
- Music Programs (7%)
- Program Evaluation and Professional Development (7%)
- Family Outreach and Translation Services (2%)

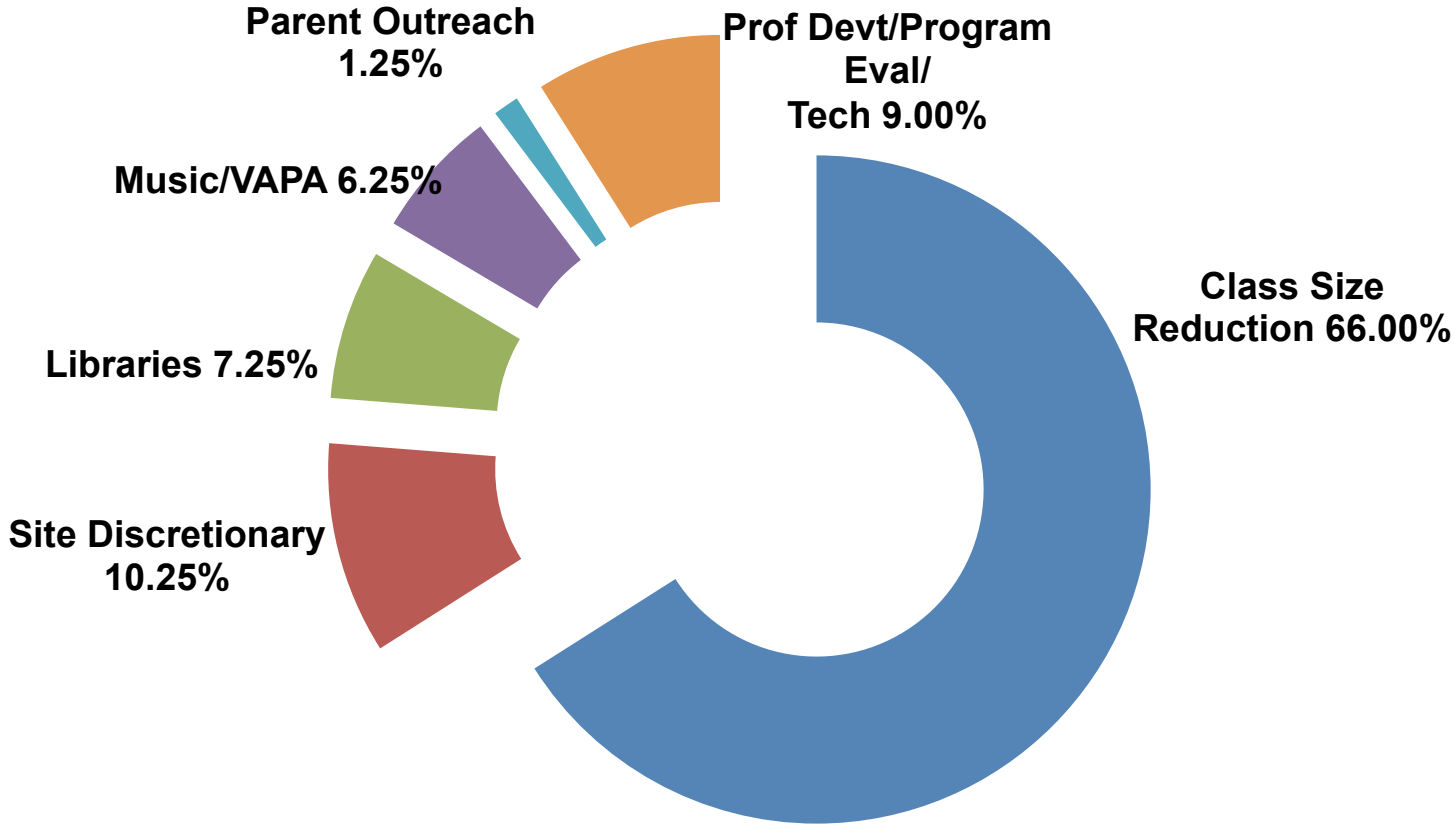
\$16M



- Smaller Class Sizes, Expanded Courses, Counseling (66%)
- School Discretionary Funds (10.25%)
- School Libraries (7.25%)
- Music, Visual and Performing Arts (6.25%)
- Family Outreach Programs (1.25%)
- Professional Development, Tech, Evaluation & Assessment (9%)

\$20M

BSEP Measure A of 2006



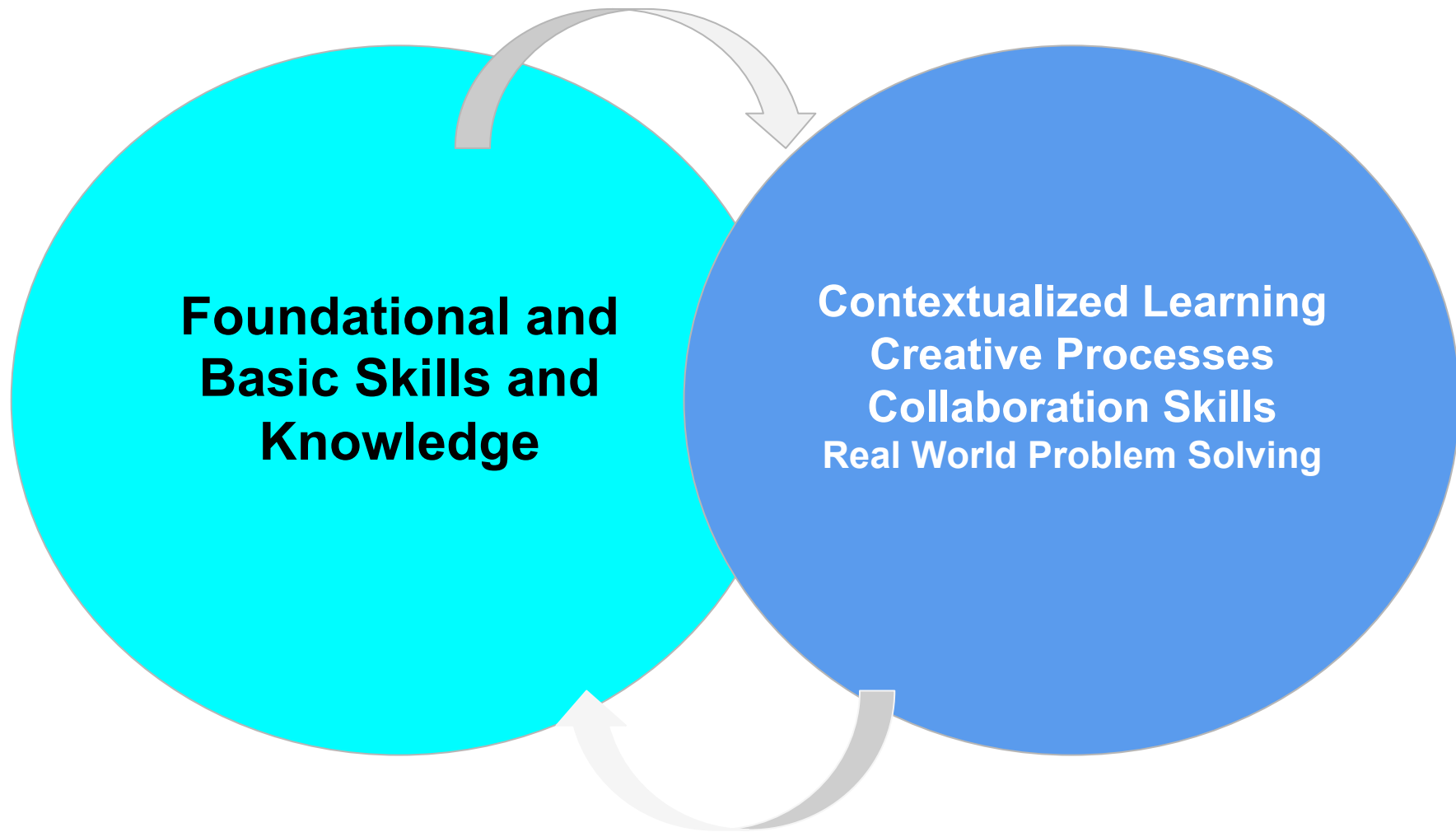
Nearly \$25 million dollars to BUSD in 2014-15, about 20% of BUSD total expenditure budget

BSEP Measure Planning

September-March:	Public Engagement
April-June:	School Board process
June-November:	Public Campaign
November 8, 2016:	Election Day
2017-18:	First Year of New Measure

Providing the Essentials for Educational Excellence

BSEP  **Excellence!**



Supporting and Balancing the Big Concepts in Our Educational Program

***Support for Students and Families and
Support for Teachers and Learning***

BSEP in Our Schools

- *Essentials for Excellence* - Sept 30
 - Class Size Reduction, Music/VAPA, Libraries, Technology, Site Discretionary Funds, Expanded Course Offerings
- *Support for Students and Families* - Oct 14
 - Parent Outreach/Family Engagement, Middle School Counseling, Public Information, Translation, Community Engagement
- *Support for Teaching and Learning* - Nov 18
 - Professional Development, Program Evaluation, Program Support

Thanks to BSEP,
our students...



- Are in **classes smaller** than state-wide averages, with nearly **1/3 of our teachers** provided by BSEP;
- Check out over **1,000 library books** every day;
- Play **3,200 musical instruments** each week;
- Connect with **wireless access** and Chromebooks for interactive and online educational tools;
- Receive information for families in Spanish, with **10,000 words translated** each month;
- Can turn to **middle school counselors** for academic and social-emotional support;
- Have **college and career counselors** and tutors at the high school to help them reach their goals.

**Thanks to BSEP, our
Educational Program
Provides...**

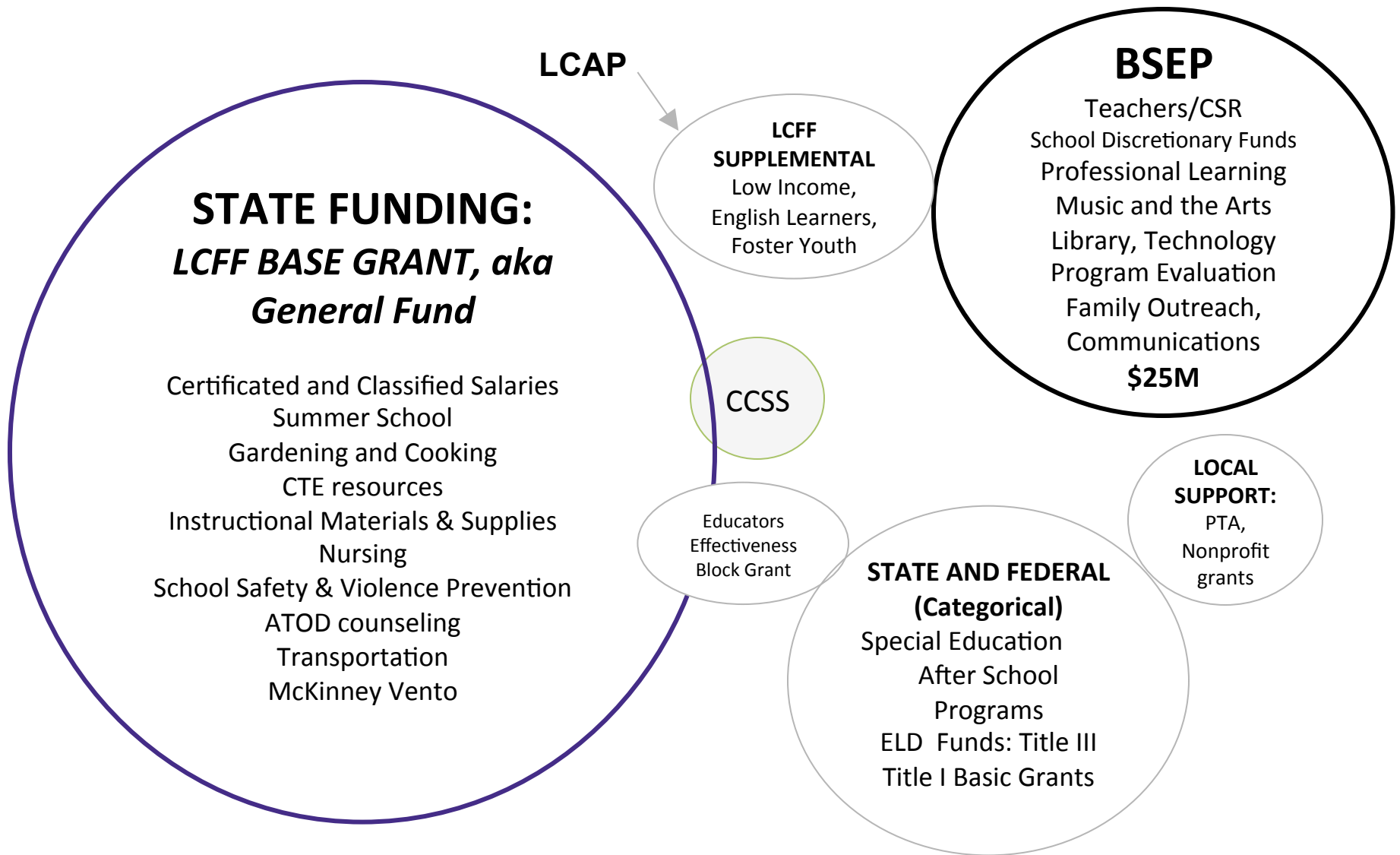


- **Family engagement coordinators** to strengthen connections between home and school
- **Instructional coaching and curriculum support** for teachers in areas ranging from literacy and mathematics to science and cultural competency
- Large scale **professional learning opportunities** for our teachers
- Opportunities to develop teacher capacity in the areas of **instructional technology**
- **Information in Spanish** with 10,000 words per month translated
- Support for the **Response to Intervention and Instruction (RTI2)** model for early identification and support of students with learning and behavior needs.

Understanding BSEP Funding

- Overview of School Funding Sources
- Changes in Budgets since 2006
- Understanding Class Size Reduction
- Implications of the Split Roll Tax

Educational Program Funding



Budget Changes since 2006

CHANGES in REVENUES

Passage of Proposition 30 - more money for schools, though only restoring funding to 2007 levels plus COLA's;

State Supplemental Grant includes focus on high need students - low income, English learners, and Foster Youth.

Rules for special local taxes ("*split roll*") changed due to 2012 decision.

Cost of Living (COLA) tax rate increases vary from 0% to over 4% per year – this affects BSEP revenues.

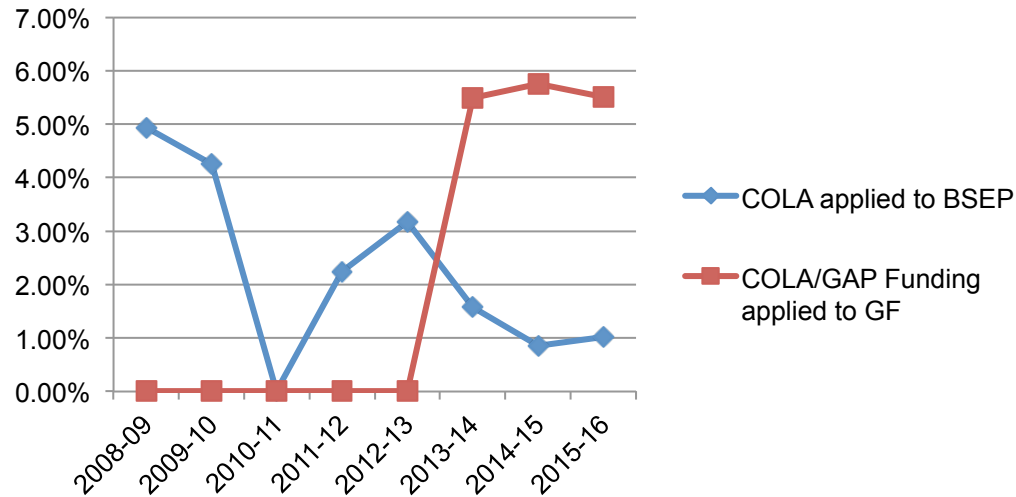
CHANGES IN EXPENSES

Enrollment Growth – economic downturn brought more students to public schools - growth continues with positive perception of public schools; affects both revenues (ADA) and expenses;

Salary and retirement (STRS and PERS) costs have increased in recent years;

State Class Size Reduction (CSR) fund changes K-3 class size targets from *20:1 district wide* to *24:1 school-wide*.

BSEP Revenue and General Fund Revenue



Historical COLAs Impact on General Fund and BSEP

	2008-09	2009-10	2010-11	2011-12	2012-13	2013-14	2014-15	2015-16
COLA applied to BSEP	4.94%	4.25%	0.00%	2.24%	3.17%	1.57%	0.85%	1.02%
COLA applied to GF	0.00%	0.00%	0.00%	0.00%	0.00%	1.65%	0.85%	1.02%
Add'l GAP Funding % applied to GF						3.84%	4.90%	4.49%

(A) During the State recession the General Fund COLA was unfunded in 2008-09 thru 2012-13.

Estimate of Impact of “Split Roll” Tax Rate Changes

Property Type	SQ FT	2016/17 Split Rate	2017/18 Uniform Rate	Difference
Residential	60,879,951	\$17,320,346	\$17,320,346	\$0
Commercial	18,288,101	\$7,841,938	\$5,202,965	-\$2,638,973
	79,168,052	\$25,162,284	\$22,523,311	-\$2,638,973

Assumptions

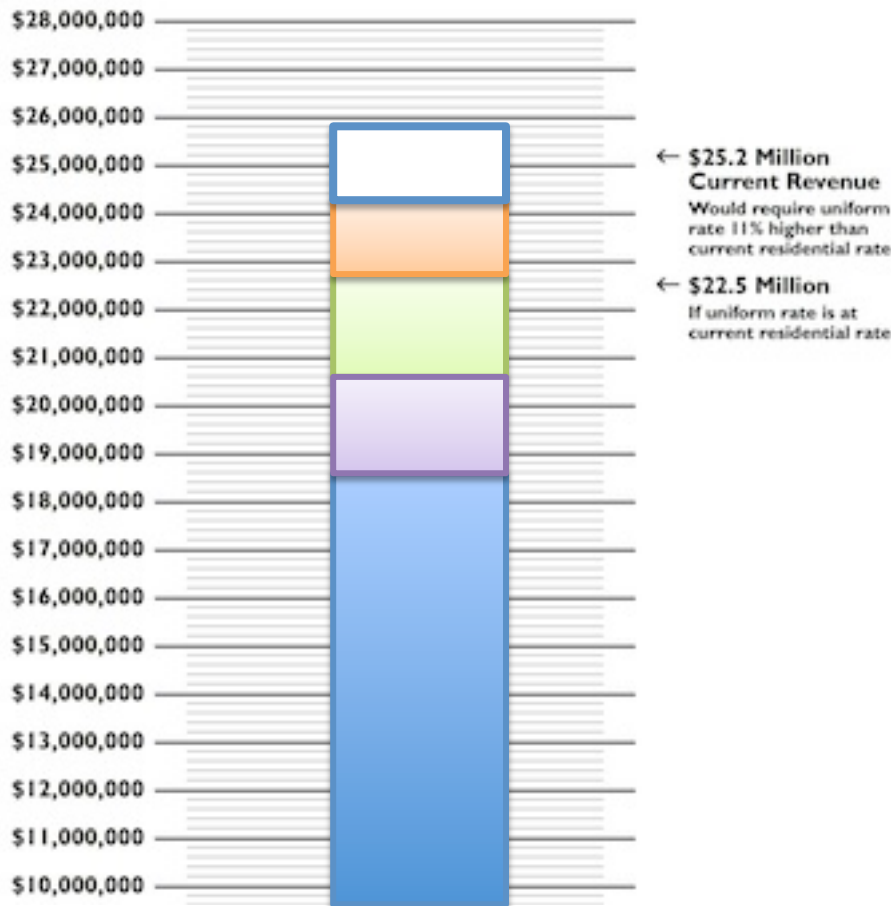
1. Based on 2015/16 non-exempt square footage
2. 2015/16 rates \$.2845 Residential, \$.4288 Commercial
3. Residential rate increase necessary to maintain revenue \$0.3247

BSEP 2016 and Beyond

- Budget Thermometer Exercise
- CSR Discussion
- Next Steps

BSEP Thermometer Exercise

BSEP 2016 Planning Process Budget Simulation Fall 2015



- ◆ Discuss priorities in table groups
- ◆ Build your thermometer
- ◆ Purposes may be added, subtracted, or reduced
- ◆ Note questions, issues, reasons for choices
- ◆ Report Back

Discussion:

Elementary Class Size K-5

- **History of Class Size in BUSD and BSEP**
- **Current Issues for BSEP Class Size Resource**
- **Class Size Scenarios**
- **Discussion**

History of Class Size Reduction

Average Class Size Goals

Before 1986 in BUSD

30:1 K-5 or more

BSEP 1986 and 1994

25:1 K-5

State CSR change in 1996

20:1 K-3 district-wide

BSEP CSR in 2004 & 2006

20:1 K-3, 26:1 4-5

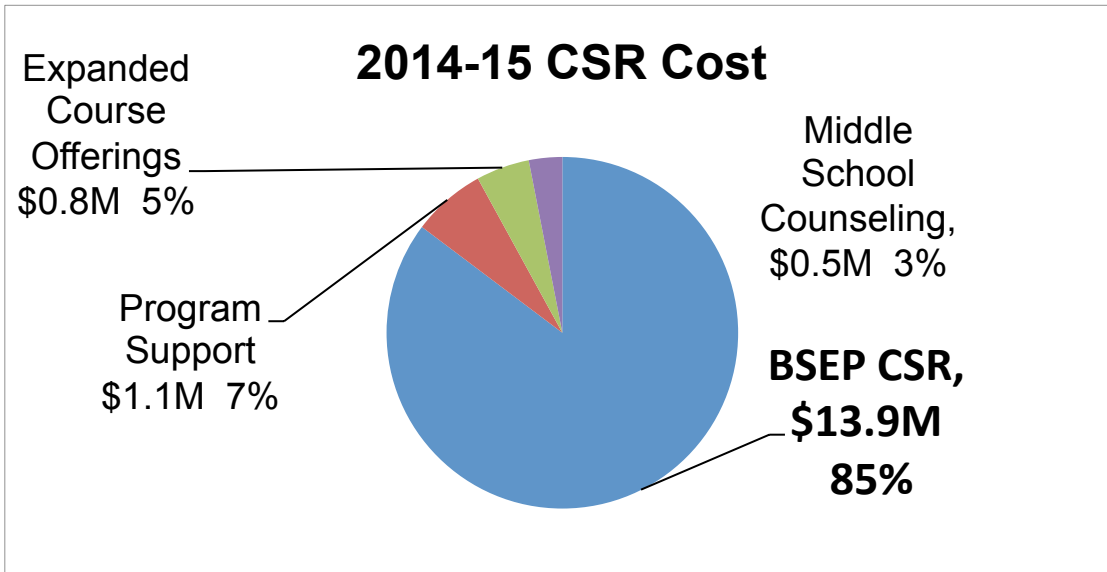
State CSR change in 2012

24:1 K-3 school-wide

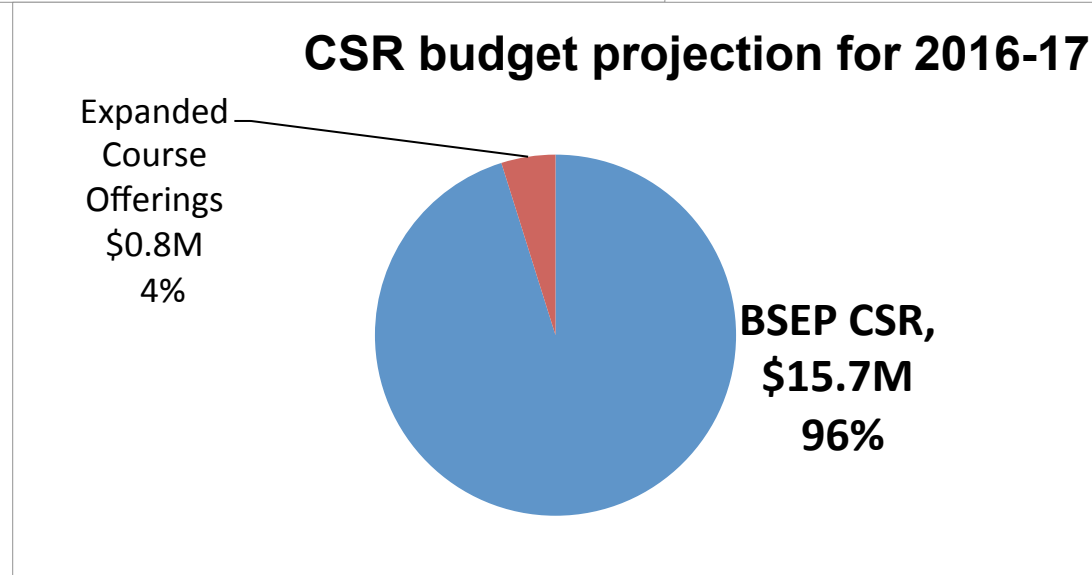
BSEP 2016

?

BSEP Class Size Reduction Resource



BUSD has set aside General Fund reserves to pay for MS counseling and program support through the end of the current measure



BSEP Class Size Discussion

Class Size Scenarios:

No change to 20 K-3 and 26 4-5

Balanced class sizes averaging 22.6 K-5

Balanced class sizes averaging 23.6 K-5

Two versions – without and with enrollment growth

Next Steps

November – March:

- BSEP P&O meetings and subcommittees
- Staff continues budget modeling work.
- Board presentations
- Community Workshop February 25,
- Focus groups, voter poll

March – June

- Draft Measures to Board - Finalized in June

June – November 8, 2016

- Campaign Committee

July 1, 2017

Implementation of Measure