



BUSD Town Hall

October 10, 2019

Brent Stephens, Ed.D., Superintendent
John Calise, Executive Director, Facilities



Welcome! *Bienvenidos!*

Present This Evening

Board of Education

Staff

Committee Representatives

Teachers

Parents/Guardians

Community Members

Outcomes

- Share updates on Berkeley Unified School District
- Provide an overview and details of education-related measures
- Engage in dialogue about these measures
- Collect feedback from members of the community

Agenda

- 6:00 Welcome
- 6:10 Overview of BUSD Measures
- 6:40 Session 1
- 7:05 Session 2
- 7:30 Adjourn

Session Locations:

Theater: Facilities Bond and Maintenance Tax

Classroom(s): Educator Recruitment & Retention Tax

How the 20-minute small sessions will work

1. Short presentation (5 minutes)
2. Trio Discussion (5 minutes)
 - a. Teacher/Staff
 - b. Parent/Guardian
 - c. Community Member
3. Recorded Feedback (10 Minutes)

Two Ways to Give Feedback

Each breakout session will have BUSD notetakers who will record feedback

BUSD Google Survey

A Special Note About BUSD Staff & Teacher Roles

The California Education Code draws the line between permissible and impermissible use of public funds:

- (1) No school district funds, services supplies or equipment shall be used for the purpose of urging the support or defeat of any ballot measure or candidate.
- (2) District resources used to inform the electorate about the measure, including its potential benefits and consequences, is permissible.”

Immediate Background

September 4, 2019 Board Meeting

“Bond and tax measures could be taken to the voters in either March or November of 2020, in order to align with the primary or general elections. While past practice has been to bring these items to the ballot for the November general election, staff is recommending that the Board consider the March date for the Bond and Maintenance tax. An earlier approval date will allow the District to apply for matching State funds sooner they become available.

Staff is also recommending the Board consider placing a new special tax on the same March ballot in order to address the pressing need to attract and retain a highly qualified educator staff. The special tax measure would be partly modeled on successful measures that have been passed in many other districts.”

Background:

Berkeley Supports Public Schools

Facilities - General Obligation Bond

Measure I of 2010

[2000, 1992]

Maintenance Special Tax

Measure H of 2010

[2000]

Berkeley Schools Excellence Program

Measure E1 of 2016

[2006, 2004, 1994, 1986]

1. Facilities Bond

Facilities Bonds pay for the following:

- New Construction

- Modernization and remodels

- Sustainability projects

- Safety improvements

- Improved learning environments

Historically - New Facilities Bond every 10 years

Independent Citizens' Bond Oversight

2. Maintenance Special Tax

Maintenance Tax renewal every 10 years

Current tax sunsets in 2023

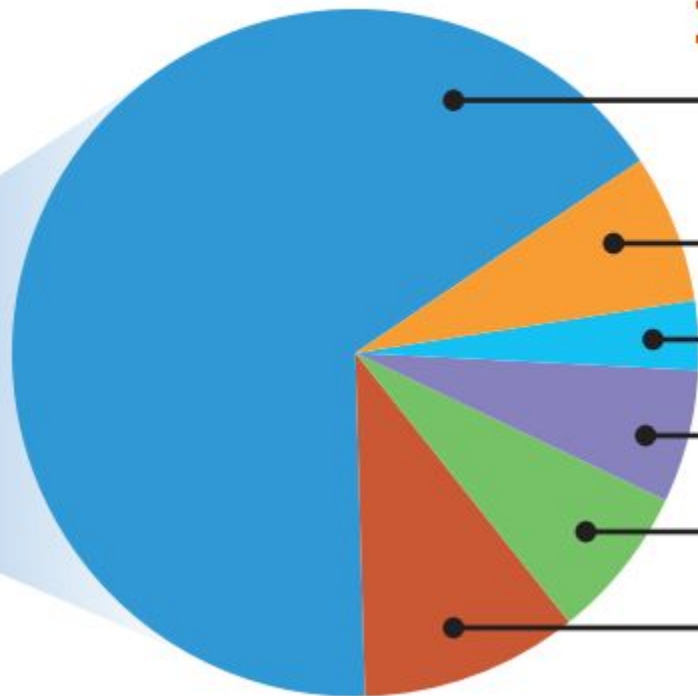
Maintenance tax pays for

- Preventative maintenance

- Reactive maintenance

3. Berkeley Schools Excellence Program (BSEP)

BSEP is about 20% of Berkeley Unified's budget.



BSEP funds provide:

66% – Small Class Sizes and Support for Teaching

7% – Student Support

3.25% – Technology

6.25% – Music/VAPA

7.25% – Libraries

10.25% – Site Programs

4. New: Educator Recruitment and Retention Measure

This new measure would supplement educator compensation and could create small, targeted programs for hard-to-staff positions such as Special Education staff, Bilingual staff, and STEM teachers.

4. New: Educator Recruitment and Retention Measure

BUSD staff still has work to do to write this measure:

- Number of years
- Amount to be collected
- Exemptions (for example, low income or seniors)
- Distribution of tax revenue for compensation and targeted programs

Why these measures matter:

Under-Funding

Flat Revenue

Rising Costs

Cost of Living

Average Spending Per Student



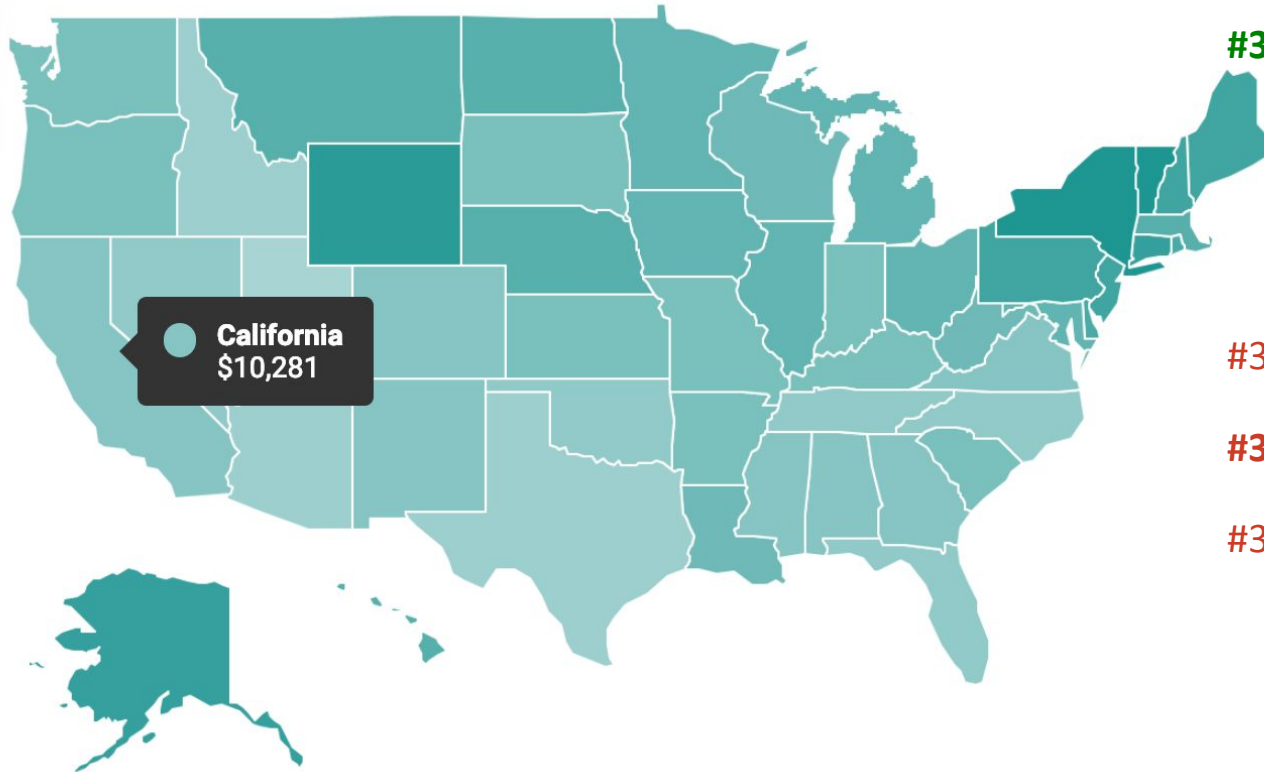
\$12,756

National Average

#1 Vermont **\$20,549**

#2 New York **\$19,597**

#3 Wyoming **\$18,090**



California
\$10,281

#36 Alabama **\$10,386**

#37 California **\$10,281**

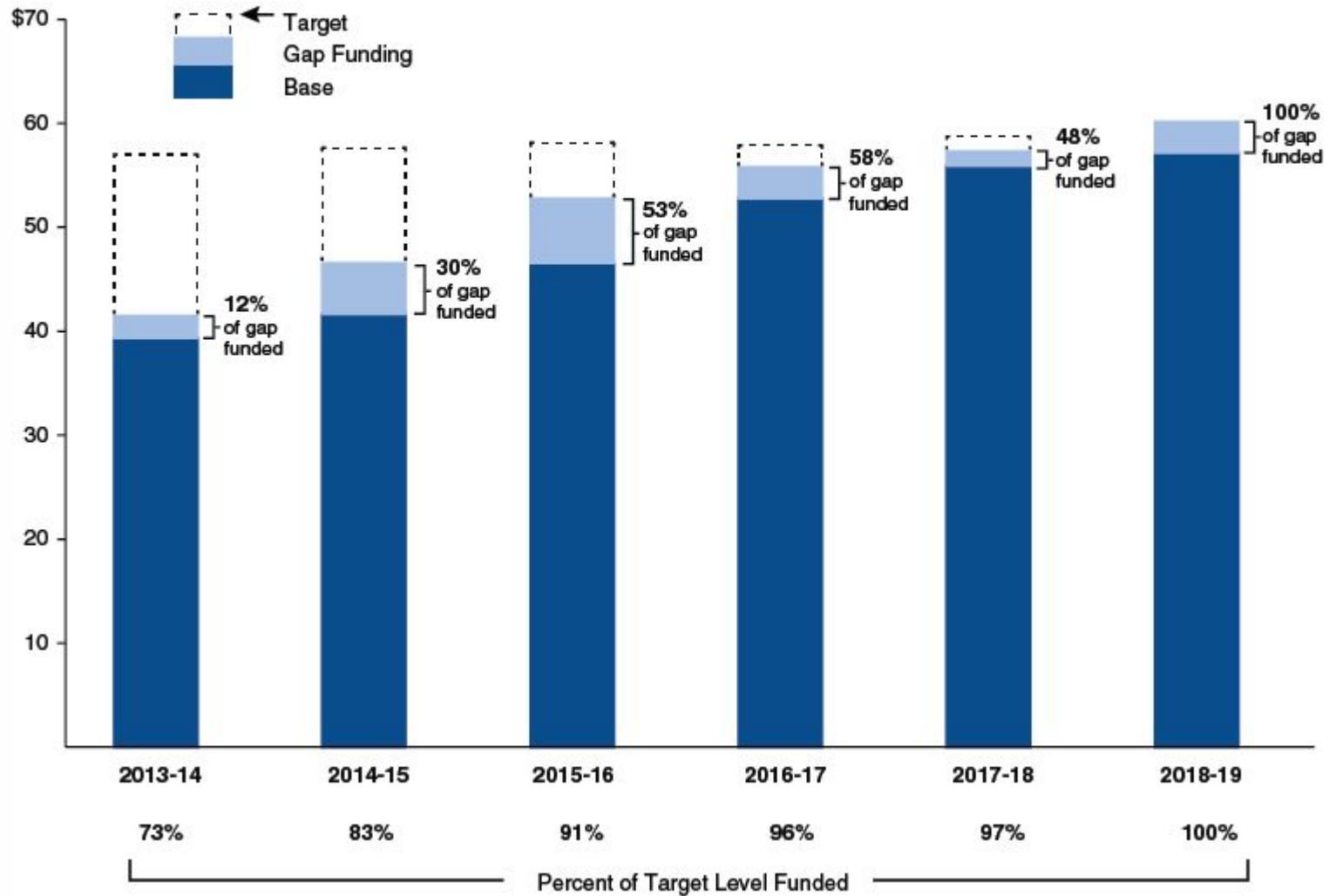
#38 Mississippi **\$10,241**

Education Week June 4, 2019 compares per-pupil spending, adjusted for cost differences between states
www.edweek.org/ew/collections/quality-counts-2019-state-finance/map-per-pupil-spending-state-by-state.html

Figure 9

State Gradually Transitioned to Full LCFF Implementation

Formula for School Districts and Charter Schools (Dollars in Billions)



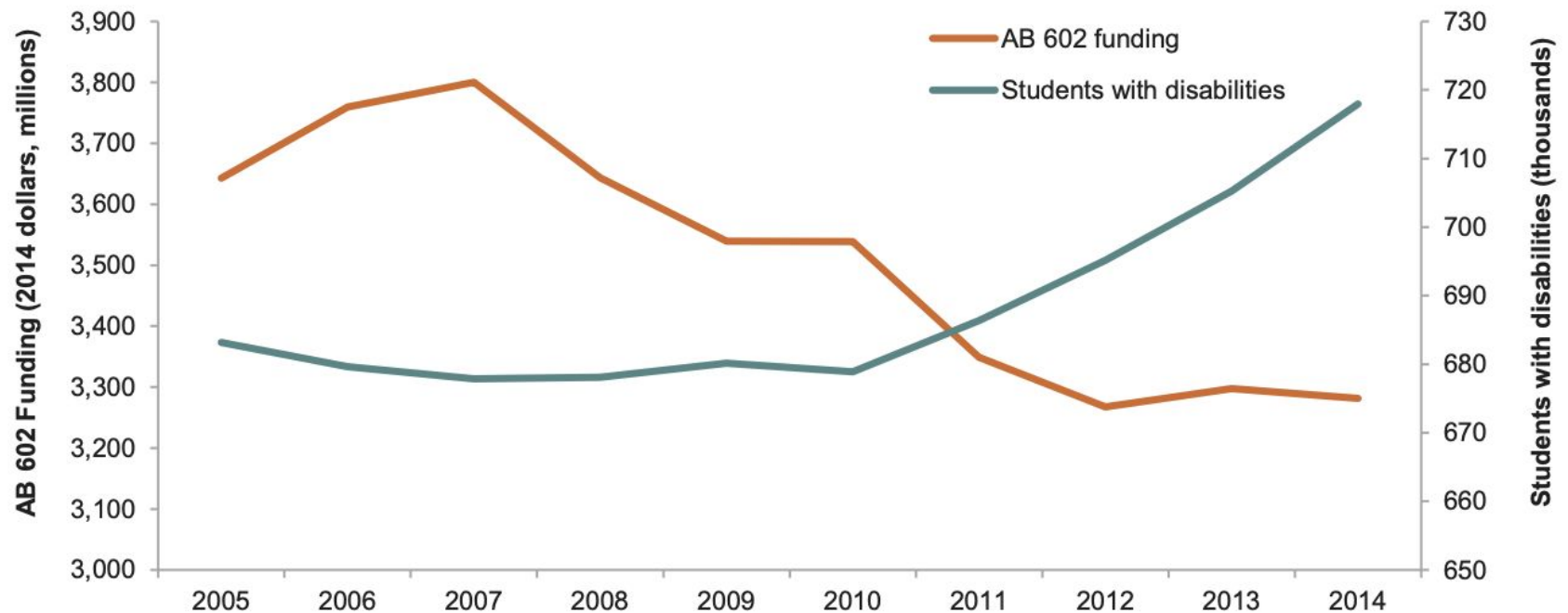
LAOA

Mandatory cost increases in K-14 employer contributions to employee retirement 2014-2021

	2014-15	2015-16	2016-17	2017-18	2018-19	2019-20	2020-21
CalSTRS	8.88%	10.73%	12.58%	14.43%	16.28%	18.13%	19.10%
CalPERS	11.7%	11.85%	13.89%	15.53%	18.10%	20.80%	23.80%

Special Education Costs in California, 2005 - 2014

Inflation-adjusted state special education funding has decreased while number of students with disabilities has increased



SOURCE: CDE CASEMIS and AB 602 funding, including state property tax used in AB 602 funding distribution calculations and the Out-of-home care program.

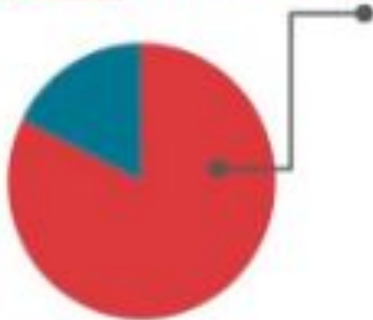
NOTE: Includes ages 3–22.



Deficit Spending

2019-20

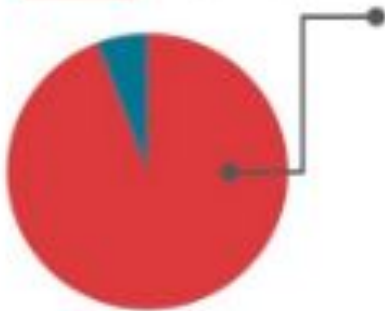
14 Districts
\$33,076,834



- Alameda | \$2 m
- Albany | \$0.9 m
- Castro Valley | \$3.5 m
- Dublin | \$7.6 m
- Emery | \$0.7 m
- Fremont | \$3.4 m
- Hayward | \$3.6 m
- Livermore | \$0.3 m
- New Haven | \$2.8 m
- Newark | \$2.3 m
- Oakland | \$0.4 m
- Pleasanton | \$6.6 m
- San Lorenzo | \$1 m
- Sunol Glen | \$0.2 m

2020-21

16 Districts
\$28,473,865



- Alameda | \$3 m
- Albany | \$1.4 m
- Castro Valley | \$1.8 m
- Dublin | \$3.6 m
- Emery | \$0.8 m
- Fremont | \$0.3 m
- Hayward | \$4.3 m
- Livermore | > \$0.1 m
- New Haven | \$2.1 m
- Newark | \$0.5 m
- Oakland | \$8.2 m
- Piedmont | > \$0.1 m
- Pleasanton | \$2.5 m
- San Leandro | \$0.7 m
- San Lorenzo | \$2 m
- Sunol Glen | \$0.2 m

Around Alameda County, school districts are all facing similar financial challenges

**In Berkeley, we've been contending with
these challenges:
\$3.8M Budget Reductions 2018-2020**

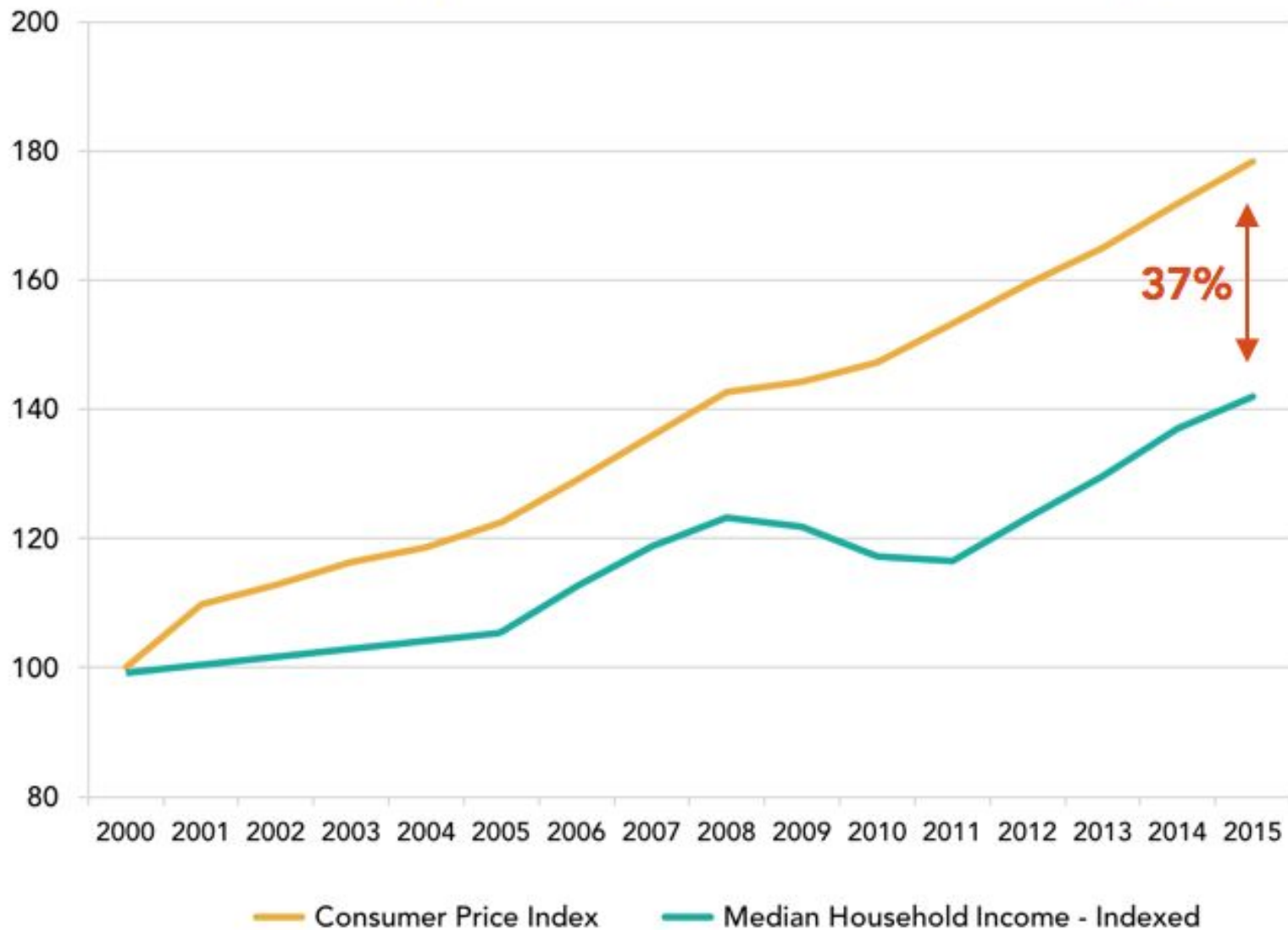
Budget Reductions 2019-2020

BUSD is likely looking at another round of budget reductions, though a target amount has not been set yet.

These cuts will help with raises, and with

- Retirement
- Special Education
- Transportation

Cost of Living and Household Income in the Bay Area

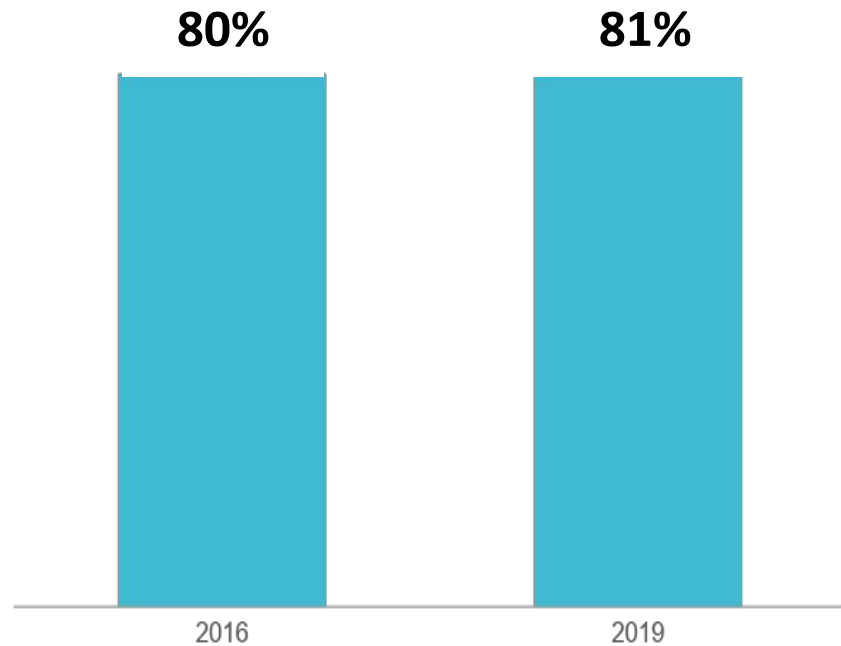


Proposal: March 2020 Measures

1. General Obligation Bond
2. Maintenance Tax Renewal
3. **New:** Educator Recruitment and Retention Measure

Berkeley Voters Take Pride in Supporting Public Education

*Percent agreeing they
are "proud of the extra
taxes we pay for
Berkeley public schools"*



What comes next

- November 6, First Reading of the Actual Language on the Measure
- November 20, Second Reading

Prior to these meetings, your feedback matters to
us

Thank you for being here!

We'll now move to our breakout sessions

Group One in Theater: Facilities Bond and Maintenance Tax

Group Two in Classrooms: Educator Recruitment and Retention Tax

Each session will last 25 minutes, and then we'll switch so that everyone can participate in both sessions