



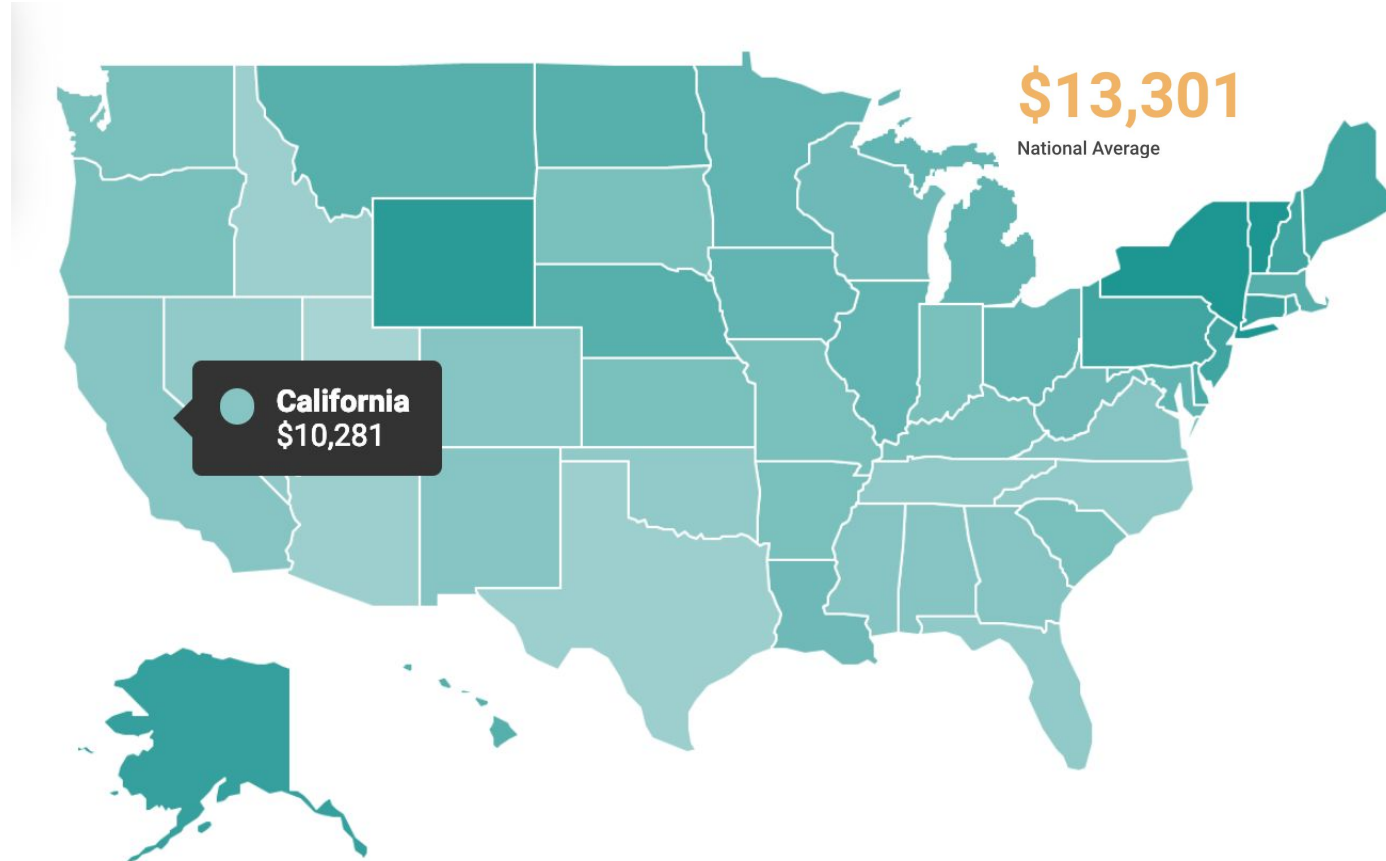
# Planning and Oversight Committee Orientation

November 9, 2021

# BSEP and BERRA Local Tax Measures

Measure	Length of Measure	2021 - 22	Description
<p>BSEP Measure E1 of 2016</p> <p><i>Berkeley Schools Excellence Program</i></p> <p>88.9% approval</p>	<p><b>8 years</b></p> <p>2017-18 To 2024-25</p> <p>Sunsets in 2024-2025</p> <p>On the ballot for reauthorization in Nov. 2024</p>	<p><b>Year 5</b> \$33 Million</p>	<p>Funds for smaller class sizes, school libraries, music, instructional technology, professional development, student supports, expanded course offerings, counselors, communication, translation, school site programs, and more.</p>
<p>BERRA Measure E of 2020</p> <p><i>Berkeley Educator Recruitment and Retention Act</i></p> <p>80.5% approval</p>	<p><b>12 Years</b></p> <p>2020-21 To 2031-32</p>	<p><b>Year 2</b> \$10 Million</p>	<p>Increased salaries for BUSD educators (95%) and targeted funds (5%) to recruit, retain and support educators in hard to fill positions.</p>

# Average Spending Per Student

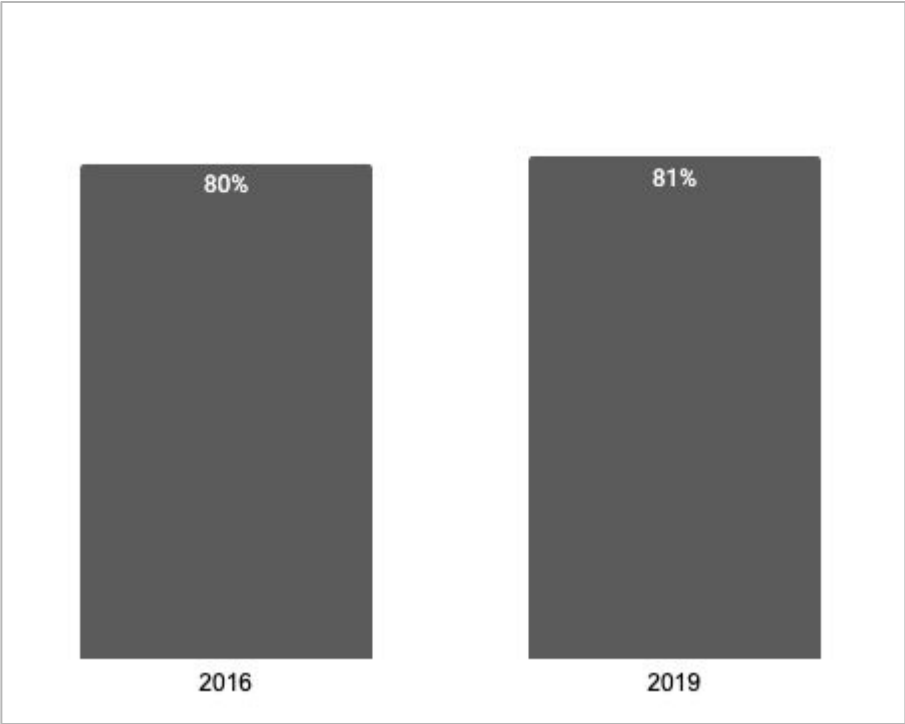


Education Week June 2020 compares per-pupil spending, adjusted for cost differences between states

<https://www.edweek.org/ew/articles/2020/06/03/nation-gets-a-c-on-school-finance.html>

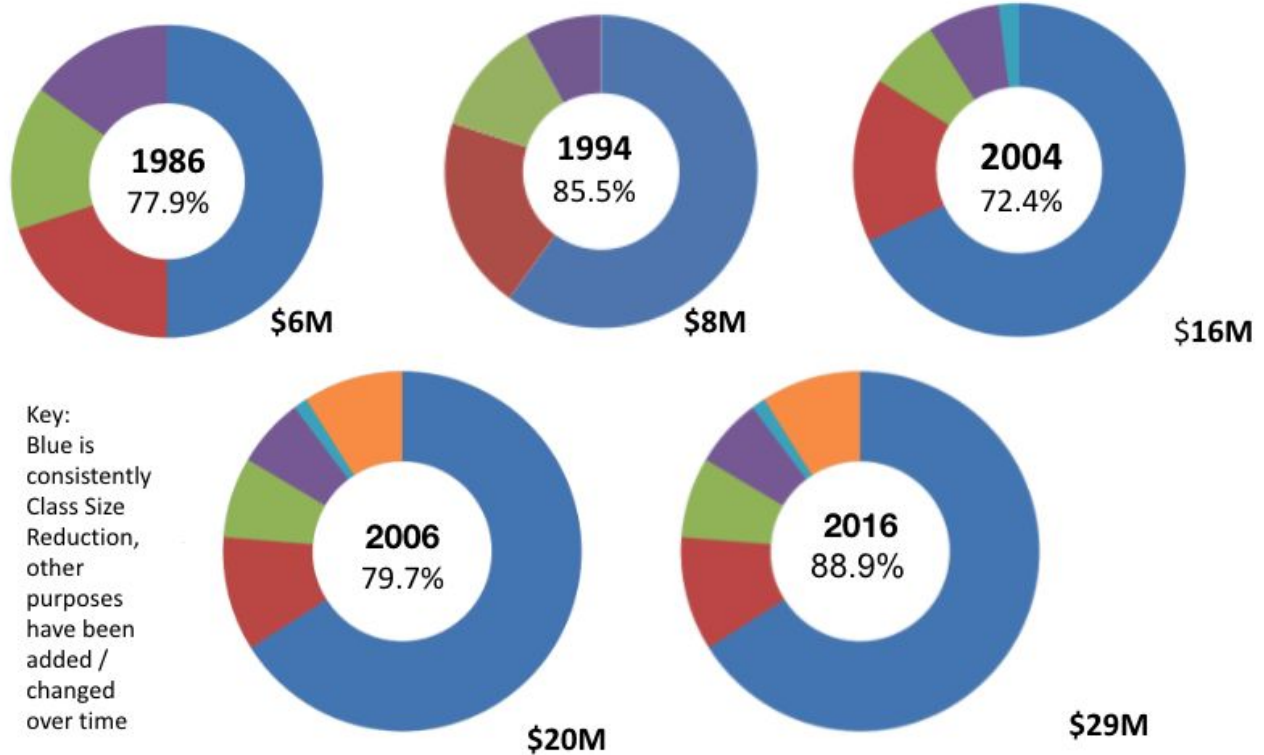
# Berkeley Voters Take Pride in Supporting Public Education

*Percent agreeing they are “proud of the extra taxes we pay for Berkeley public schools”*



# BSEP Measure History

When the devastating effects of Prop.13 had become evident in our schools, a group of Berkeley citizens created, and the voters of Berkeley approved the “Berkeley Public Schools Educational Enrichment Act of 1986”



# BSEP Resources

<b>High Quality Instruction</b>	<b>66%</b>
Class Size Reduction	
Support for Teaching:	
<i>Professional Development</i>	
<i>Program Evaluation</i>	
<i>Classroom Support</i>	
<i>Expanded Course Offerings</i>	

<b>Essentials for Excellence</b>	<b>27%</b>
School Site Programs	10.25%
Libraries	7.25%
Music/VAPA	6.25%
Instructional Technology	3.25%

<b>Effective Student Support</b>	<b>7%</b>
Student Achievement Strategies	
Counseling and Behavioral Health	

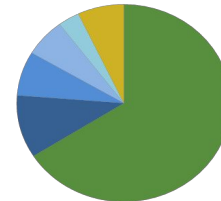
Measure Oversight, Communication, Translation, Community Engagement	2% of net receipts
--	-----------------------

## BSEP Measure E1

\$33 million to schools in  
2021-22

~20% of overall budget

8 Year Term: 2017-2025



# BERRA Measure E of 2020

## **An educator recruitment and retention crisis is affecting our students:**

- The 19-20 school year opened with many teaching, Special Ed and paraprofessional positions unfilled.

## **BUSD salaries are not competitive with area districts:**

- BUSD is ranked #16 out of 18 on experienced teacher salary scales;
- Other districts have LCFF “concentration” dollars (not applicable to BUSD) or use targeted special taxes; Berkeley’s tax funds provide libraries, small class sizes, counselors, music programs, facility repairs and other essentials but cannot be “swept” to address other needs.

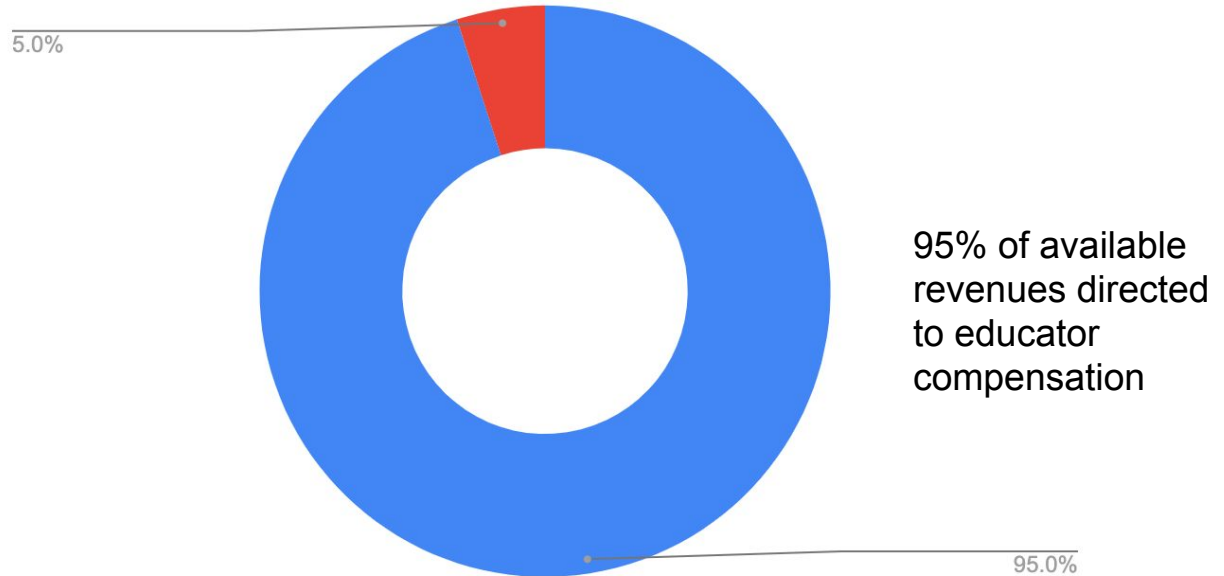
## **Designated funding strengthens salaries and professional pathways so that:**

- Berkeley students benefit from a dedicated team of highly qualified and appropriately compensated professionals.

# BERRA Measure E of 2020

5% of available revenues to be directed to BUSD programs designed to recruit staff for hard-to-fill positions such as Special Education, STEM, and increase staff development and pathways

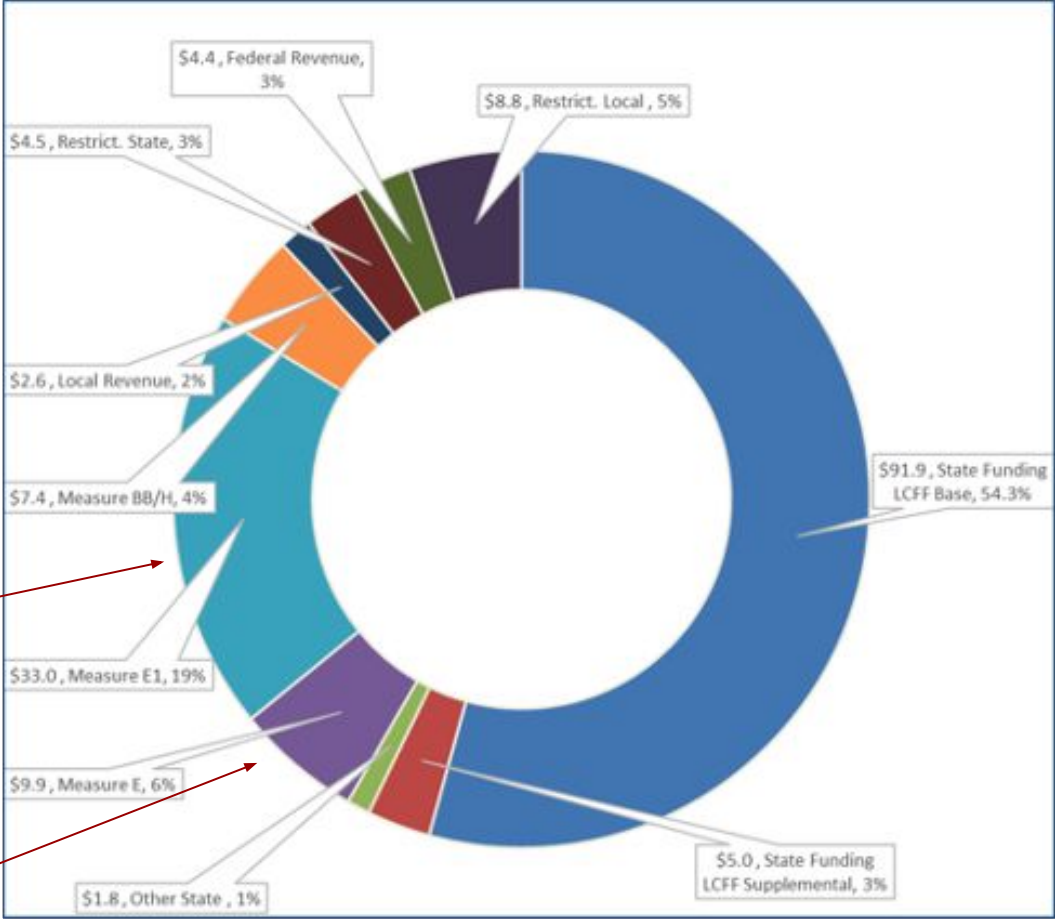
BERRA Measure E of 2020



First passed in March, 2020, with 80.51% approval.  
Tax rate designed to yield about \$9.5 million in annual revenue



# Combined General Fund Revenue: Budget Adoption 2021-22

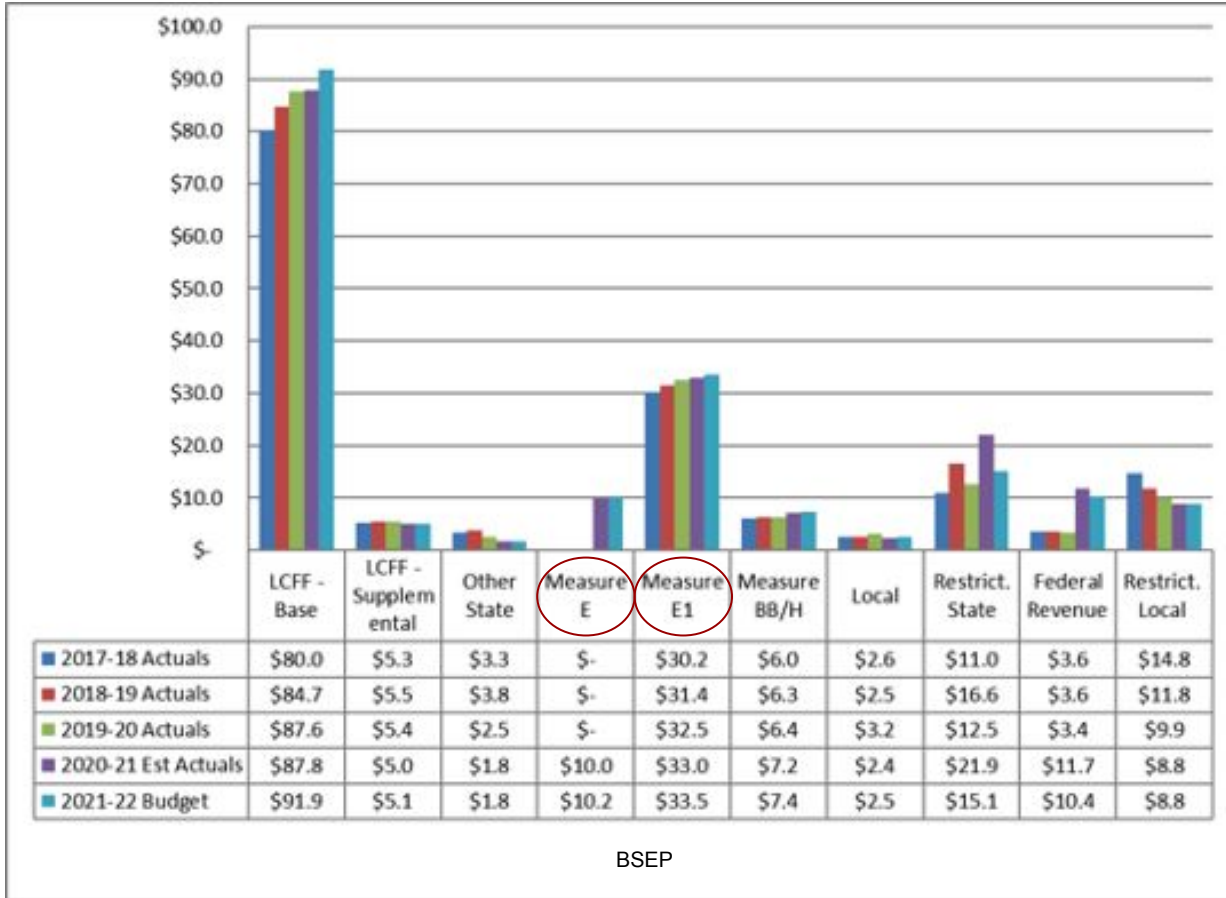


BSEP 19%

BERRA 6%

Source:

# 2021-22 Adopted Budget Revenue Chart 2021-22



Measure E  
is BERRA

Measure E1  
is BSEP

# BSEP and BERRA Measure Oversight

## BUSD STAFF Oversight and Management

- Director, Budget Analyst, and Program Specialist
- Resource Managers
- Revenue and Expenses tracked exclusively in Fund 4

## Community Oversight

- Planning and Oversight Committee
- School Site Councils
- Board of Education

## Independent Audits

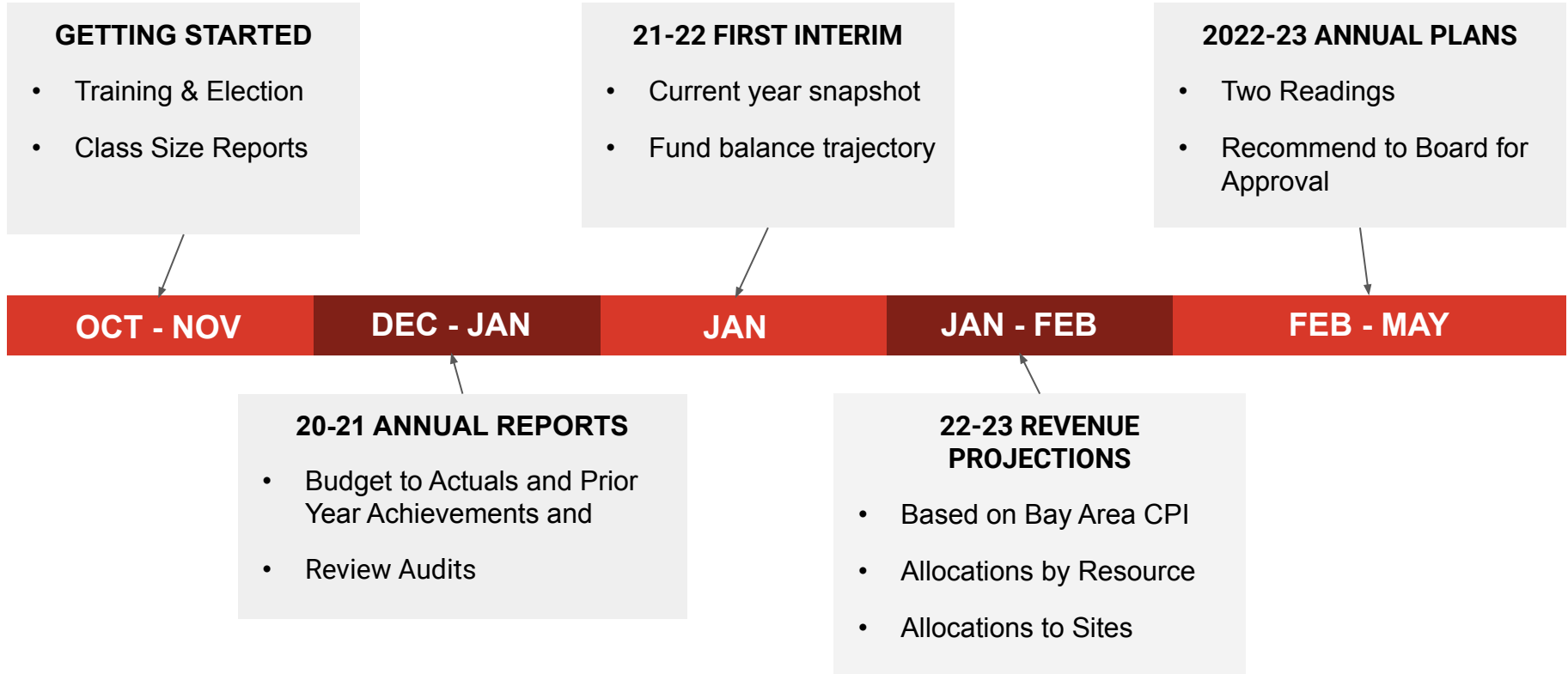
- Issued in December for preceding year
- Presented to P&O and Board of Education

# Planning and Oversight Committee

## The Planning and Oversight Committee (P&O) Provides Oversight of All District-wide BSEP and BERRA funds

- P&O 24 members - Delegates elected by each school's School Site Council (SSC)
- Meets ~ twice per month
  - Serves as a liaison between the P&O and the SSC
  - Reviews Annual Plans and budgets for compliance with tax measure & district goals
  - Reviews Annual Report for tax measure compliance with plans
  - Reviews Independent Audit of BSEP Funds
  - Advises Board of Education on compliance and other issues
- Board of Education
  - Approves/Amends Yearly Plans and Accepts Reports

# 2021-22 P&O Calendar Overview



# Sample Plan - Libraries

<b>BSEP Revenue Allocation (example)</b>		\$2,098,000
<b>Projected Expenditures</b>		
	Library Staff	1,720,926
	Hourly Extra Duty (incl. ECE IAs)	35,000
	Professional Development	9,000
	Collection and Resource Development	134,450
	District Library Services	35,000
	Reserve for Personnel Variance	40,000
	Indirect Cost of 5.93%	117,080
<b>Total Expenses</b>		2,091,456
<b>Net Change to Fund Balance</b>		6,544
<b>Fund Balance</b>		
	Estimated Beginning Fund Balance	77,000
	Net Increase/(Decrease)	6,544
<b>Projected Ending Fund Balance</b>		\$83,544

# High quality libraries in every school

