



Expanded Course Offerings (ECO)

Program Overview

Planning and Oversight Committee Presentation
10-14-25

Excellence • Equity • Engagement • Enrichment

Our Mission

Enable and inspire our diverse student body to achieve academic excellence and make positive contributions to our world.

Excellence

Equity

Engagement

Enrichment



Expanded Course Offerings

BSEP Measure H Purpose

“Reducing class sizes at all District-operated K-12 schools, and may also be allocated to provide funding for professional development, classroom support, program evaluation, and **expanded course offerings.**”

BSEP Measure H of 2024 Framework	
High Quality Instruction	66%
Class Size Reduction	
Support for Teaching:	
<i>Professional Development</i>	
<i>Program Evaluation</i>	
<i>Classroom Support</i>	
<i>Expanded Course Offerings</i>	
Essentials for Excellence	27%
School Site Programs	10.25%
Libraries	7.25%
Music/VAPA	6.25%
Instructional Technology	3.25%
Effective Student Support	7%
Student Achievement Strategies	Share 7%
Counseling and Behavioral Health	
Measure Oversight, Communication, and Translation	2.5% of net receipts



2025-26 Allocations remain consistent with prior year and the following is offered:

- 0.4 FTE Longfellow Middle School
- 0.4 FTE Willard Middle School
- 0.8 FTE King Middle School
- 6.2 FTE Berkeley High School

Budget Summary for Expanded Course Offerings (ECO) 2025-26

BSEP Measure E1 Resource 0841

03/25/2025

DRAFT
2025-26
3-25-25

Expense

Staffing	\$	1,026,090
Reserve for Personnel Variance	\$	51,305
Subtotal Expense	\$	1,077,395

The before and after school courses offered through ECO increases student access to courses and expands opportunities for students to fit these courses into their schedules. School sites select the specific offerings each year.

2025-26 Middle School Course Offerings:

Longfellow 0.4 FTE:

- Gardening/cooking
- STEM makerspace
-

Willard 0.4

- Drama
- Spanish

King 0.8 FTE:

- Drama
- STEM Makerspace
- Yearbook
- Math Support/Intervention (Spring)

Middle School 2024-25 Course Offerings:

- *Willard MS 0.4 FTE - Drama and Spanish*
- *King MS 0.8 FTE - STEM, Drama, Math Intervention, and Yearbook*
- *Longfellow 0.4 FTE - STEM and Study Skills*

2025-26 Middle School Participation

School	Class	Students Enrolled
Longfellow Magnet Middle School	Design	95
	Growing Leaders	24
Longfellow Magnet Middle School Total		119
Martin Luther King Middle School	Drama 7 8	17
	Publishing	24
Martin Luther King Middle School Total		41
Willard Middle School	Drama 6	29
	Drama 7/8	27
	Intermed. Spanish	32
Willard Middle School Total		88
Grand Total		248

Note: King data does not include after school Makerspace enrollment and Spring Math Intervention (data will be added in the spring)

Berkeley High School 6.2 FTE

The ECO courses at Berkeley High School provide additional academic support or enrichment opportunities that would not be possible for students to receive within their 6-period school day. By offering these courses outside of the formal school day, we are able to augment students' learning experience with academic support while allowing students to access a full range of academic and elective courses.

Beginning Summer of 2025

ECO funds were utilized to provide A-G credit recovery offerings to students during summer school with the goal of increasing the percentage of students who are considered on-track for earning the A-G credits necessary to apply to California State Universities (CSUs) and University of California (UCs) colleges while fulfilling BHS graduation requirements.

ECO funds will again be used for the same purpose in Summer of 2026

2024-25 & 2025-26 Allocations:

- 5.3 FTE for 0 and 7th period offerings during the school year
- 0.9 FTE Summer Offerings

2025-26: Zero and 7th period courses offered during the school year:

- Advanced Digital Sound Eng
- AP-Biology Lab AM
- AP-Biology Lab PM
- AP-Chemistry Lab AM
- AP-Chemistry Lab PM
- AP-EnvirScience Lab AM
- AP-EnvirScience Lab PM
- AP-Physics Lab AM
- Carpentry
- Chorus
- Credit Recovery
- EMT
- IB-SL-Biology Lab AM
- IB-SL-EnvirSysSoc (SL) Lab AM
- Intro to Journalism/Jacket New
- Journalism 0.5/Jacket News 0.5
- Mechatronics Engineering (P)
- Robot Build EXT
- Robotics Build Advanced (P)
- Stagecraft /Technical Theater
- Stagecraft 3/4
- Team Sports AM
- Yearbook Des & Pub (P)
- Yearbook Design/Pub II (HP)

Summer 2026 Credit Recovery Courses Preliminary Planning:

ECO funds will be utilized to provide A-G credit recovery offerings to students during summer school with the goal of increasing the percentage of students who are considered on-track for earning the A-G credits necessary to apply to California State Universities (CSUs) and University of California (UCs) colleges while fulfilling BHS graduation requirements.

Course offerings TBD.

2025-26 BHS Course Enrollment by Subgroup

Includes 0, 7 and
Ext. periods

Overall ECO 2025-26 Enrollment	1861	
Asian	173	9.3%
Black/AA	102	5.5%
His/Latx	321	17.2%
MultiEthnic	314	16.9%
Other	23	1.2%
White	928	49.9%
Female	985	52.9%
Male	866	46.5%
Non-Binary	10	0.5%
Special Education	92	4.9%
Socioeconomically Disadvantaged	346	18.6%
English Learners	21	1.1%
Hispanic/Latinx English Learners	12	0.6%
McKinney Vento	16	0.9%
Foster	4	0.2%
Free/Reduced Price Lunch	305	16.4%

2024-25: Zero and 7th period courses offered during the school year:

LAST
YEAR

- Advanced Digital Sound Eng
- AP-Biology Lab AM
- AP-Biology Lab PM
- AP-Chemistry Lab AM
- AP-Chemistry Lab PM
- AP-Envir Science Lab AM
- AP-Physics Lab AM
- AP-Physics Lab PM
- AVID Senior Seminar (P)
- Band 2
- Carpentry
- Creative Arts (P)
- Credit Recovery
- Digital Sound Engineering
- EMT
- IB-SL-Biology Lab AM
- IB-SL-Biology Lab PM
- IB-SL-EnvirSysSoc (SL) Lab AM
- Intro to Journalism/Jacket New
- Leadership
- Orchestra 2
- Production/Acting
- Robotics Engineering (P)
- SEI-Basic Tutorial
- SLC-American Lit (P)
- Stagecraft /Technical Theater
- Team Sports AM
- Yearbook Des & Pub (P)
- Yearbook Design/Pub II (HP)

Summer 2025 Credit Recovery Courses Offered:

- Math 2
- Intro to Fitness
- World Literature
- English 1 - 2 sections
- World History
- Chemistry
- Special Education
- Credit Recovery/Senior Diploma
- Counseling Services

2024-25 Annual Report Content

2024-25 ECO Course Enrollment

Includes 0, 7 and
Ext. periods for
MS and BHS

Overall ECO 2024-25 Enrollment	1794	100%
Asian	159	8.9%
Black/African Am	123	6.9%
Hispanic	340	19.0%
Multiple	258	14.4%
White	894	49.8%
Male	905	50.4%
Female	882	49.2%
Non-binary	7	0.4%
SPED	129	7.2%
SED	217	12.1%
EL	55	3.1%
His/Latx EL	24	1.3%
Foster	0	0.0%
McKinney Vento	13	0.7%

LAST
YEAR

*Table includes corrections
to enrollment totals by
program (10/2025)*

2024-25 Annual Report Content

2024-25 ECO BHS Summer School Course Enrollment by Subgroup

2025 Summer School Enrollment	188	
Asian	19	10.1%
Black/AA	77	41.0%
His/Latx	50	26.6%
MultiEthnic	21	11.2%
Other	4	2.1%
White	17	9.0%
Female	91	48.4%
Male	94	50.0%
Non-Binary	3	1.6%
Special Education	95	50.5%
Socioeconomically Disadvantaged	123	65.4%
English Learners	18	9.6%
Hispanic/Latinx English Learners	13	6.9%
McKinney Vento	26	13.8%
Foster	1	0.5%
Free/Reduced Price Lunch	100	81.3%

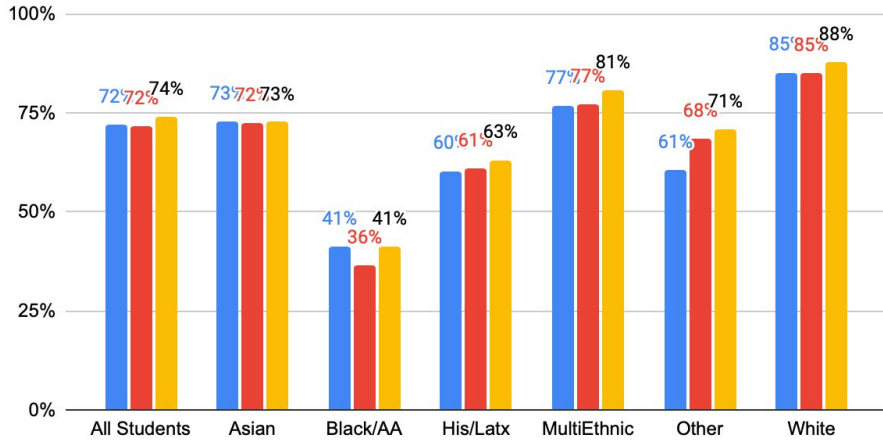
2024-25 ECO BHS Summer School Course Passing Rate

BHS Summer 2025 Passing Rates		
Course	Total Passing	Percent Passing
AC-World History (P)	16	100.0%
CEC-LifeSkills	15	88.2%
CEC-LiteracyExper	8	42.1%
CEC-USHistory	3	42.9%
CEC-World History	2	100.0%
Chemistry B (P)	14	100.0%
English 1 (P)	56	98.2%
Intro to Fitness	10	100.0%
Math 2 (P)	35	97.2%
SEI-WorldLit (P)	10	100.0%
Grand Total	169	89.9%

LAST
YEAR

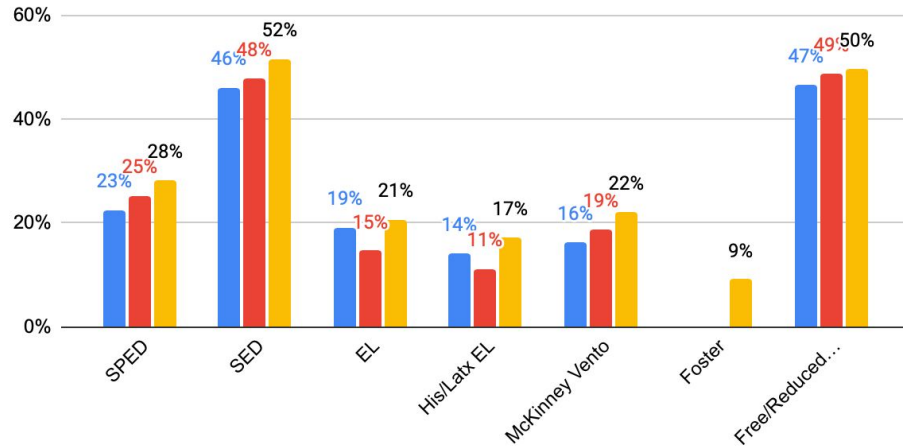
CSU Eligibility Rates by Race/Ethnicity

■ 2022-2023 ■ 2023-2024 ■ 2024-2025

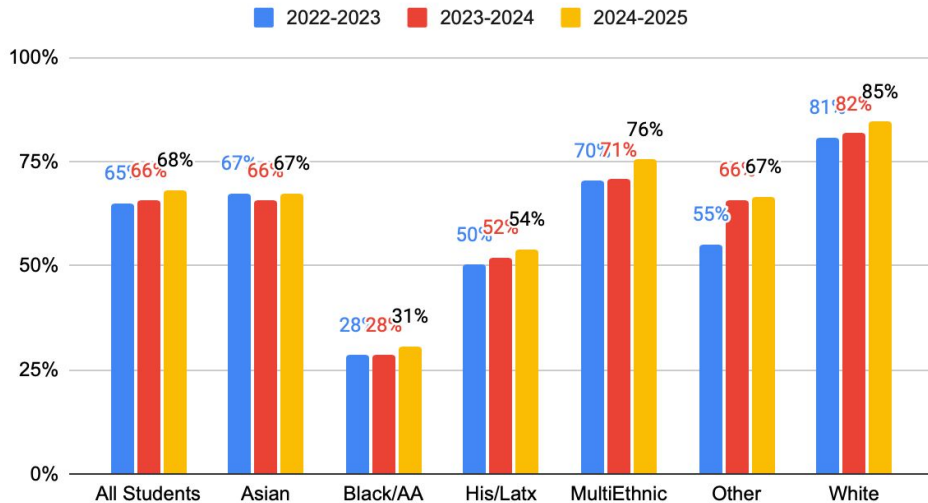


CSU Eligibility Rates by Program

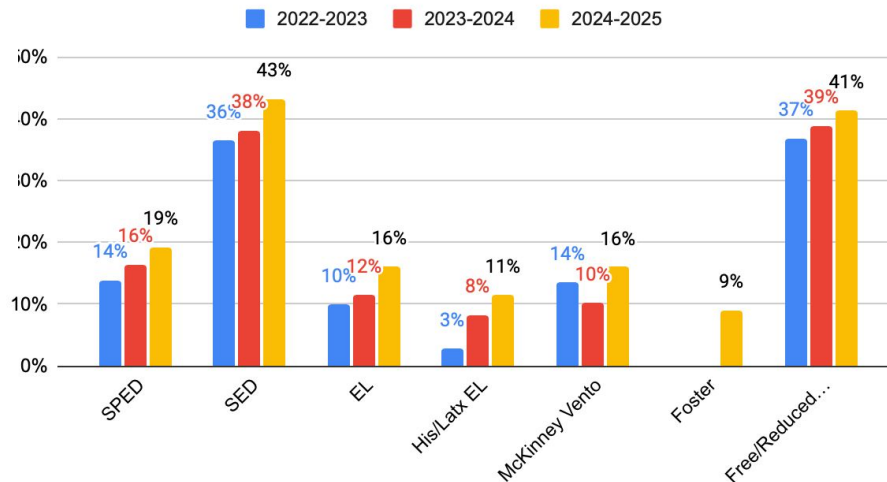
■ 2022-2023 ■ 2023-2024 ■ 2024-2025



UC Eligibility Rates by Race/Ethnicity



UC Eligibility Rates by Program



Thank you

Excellence

Equity

Engagement

Enrichment

